

Original Research Paper

# Evaluation of a Refrigeration System Based on Nano-Refrigerants and Nano-Lubricants

<sup>1\*</sup>HudaElslam A. S. Mohamed, <sup>2</sup>Unal Camdali and <sup>3</sup>Metin Actas

<sup>1,2</sup>Department of Mechanical Engineering, Ankara Yildirim Beyazit University, Ankara, Turkey

<sup>3</sup>Department of Energy, Ankara Yildirim Beyazit University, Ankara, Turkey

## Article history

Received: 10-06-2021

Revised: 04-07-2021

Accepted: 07-07-2021

## Corresponding Author:

HudaElslam A.S. Mohamed  
Department of Mechanical  
Engineering Ankara Yildirim  
Beyazit University, Ankara,  
Turkey  
Email: hudaabdali973@gmail.com

**Abstract:** Most of studies reported that disperse nanoparticles into refrigerants and lubricating oils lead to improve a coefficient of performance, due to improvement of thermal physics properties of a pure fluid, which leads to reduced energy consumption. Using nanoparticles in a refrigeration system is associated with many difficulties such as the cost of preparing and obtaining a stable and homogeneous mixture for a longer time with less agglomeration and sedimentation. In this research, nanoparticles were prepared as a mixture in an inexpensive and easy way consisting of copper and cerium oxides for the first time, with suitable average diameter to verify the possibility of overcoming the problem of stability of nanoparticles for a longer time with refrigerant. As most studies focus on improving the thermal properties of a refrigerant by using high thermal conductivity nanoparticles, while this study focuses on improving both of thermal conductivity of refrigerant and stability of nanoparticles with a refrigerant. Some studies have reported on the use of copper oxide and its effect on improving the performance of refrigeration system, but cerium oxide has not been used in refrigeration systems and this research will open the door to cerium oxide as a single material and as a mixture with copper oxide to verify the possibility of this oxide to create greater stability of nanoparticles and improve thermal properties.

**Keywords:** Vapor Compression Refrigeration System, Thermophysics properties, Coefficient of Performance COP, Nano-refrigerants, Nano-lubricant

## Introduction

The world today is facing a major challenge in the energy sector, due to its diminishing sources and a large increase in energy consumption especially in refrigeration, heat pumps and air conditioners. Varieties of research have improved the efficiency of thermal systems. This can be performed in two ways, firstly by improving a design of the heat exchanger to include shell and tube type, plate type, micro channel and so on and secondly by using new kinds of a working fluid (Bhattad *et al.*, 2018). In 1873 Maxwell dispersed particles ranging in diameters from millimeter to micrometer into a pure fluid for the first time to enhance its heat transfer characteristics, however, this attempt encountered several problems, for example, stability, clogging and erosion. Recently a new concept of working fluids was advanced; known as nanofluid where a nanoparticle is dispersing into a pure fluid, was done by to enhance its heat transfer characteristics (Nair *et al.*, 2016). The nanofluid is divided into three categories depending on the composition of

nano-particles (i) Mono-nanofluids which consist of similar nanoparticles, (ii) Hybrid nanofluids which consist of dissimilar, (iii) Hybrid nanofluids which consist of composite nanoparticles (Bhattad *et al.*, 2018). Four conditions are required for successful preparation of the nanofluid (i) Dispersability of nanoparticles (ii) Stability of nano-particles (iii) Chemical compatibility of nanoparticles and (iv) Thermal stability of nanofluids. These conditions will create a nanofluid that has the best heat transfer properties between solid particles and fluids (Kotu and Kumar, 2013). Nanofluids have many applications for example microelectronics, heat exchangers, hybrid powered engines, fuel cells, pharmaceutical process, electronic cooling systems, nuclear reactors, surface engineering, bio-reactors, automotive HVAC, space cooling, cryogenics and so-on. Most of studies in the field of nanofluids showed that adding nanoparticles with different concentration to the base fluid improves Thermophysics properties of the base fluids. Recently the addition of nanoparticles to refrigerants began to take a lot of attention as a result of

improving the performance of refrigeration system based on nano refrigerant and nano lubricant. Studies have also proven the chemical and physical properties of nanoparticles such as, shape, concentration, method of dispersion, method of preparation and the type of nanoparticle effect on the Thermophysics properties of the nano refrigerant (Bharathwaj *et al.*, 2021; Pinni *et al.*, 2020). Practically there are two methods to prepare the nano-refrigerants, a one-step method and a two-step method. A two-step method is commonly used for preparing of nano-refrigerants, where the nanoparticles are manufactured as a powder, then is put into the base fluid, followed by several types of dispersion methods such as agitation either by ultrasonic or magnetic force, homogenizing and high shear mixing to disperse nanoparticles inside a mixture. A one-step method is based on condensing a vapor nano-phase powders to liquid by reducing a pressure and then dissolving them inside a liquid immediately (Celen *et al.*, 2014; Sharif *et al.*, 2018). Improving the refrigeration system can be accomplished in two ways, first way, by increasing the amount of heat absorbed inside the evaporator and second way, by reducing compressor work. By adding nanoparticles into a refrigeration system will improve heat transfer in and thus the performance of refrigeration system will be enhanced. Two methods to add nanoparticles into a refrigeration system either add to the refrigerant or add to the lubricant oil of compressor (Kumar *et al.*, 2021; Vamshi *et al.*, 2021). Mixing of nanoparticles with lubricant oil enhance heat transfer coefficient also reduce the friction between walls of piston and cylinder of the compressor, which increases heat transporting ability, while using of nano refrigerants will make the refrigeration systems efficient by improving the heat transfer characteristics of base fluids and thus reduce the power consumption and also reduces the environmental risks associated with the use conventional refrigerants (Vijaya Kumar *et al.*, 2021).

## Literature Review

Reviewed literature is classified in two sections. The first one evaluates the performance of vapor compression refrigeration system based on nano-refrigerant and nano-lubricant and the second one evaluates basic properties of nano-refrigerant and nano-lubricant such as thermal conductivity, viscosity, specific heat and density. Vijaya Kumar *et al.* (2021) evaluated the performance of refrigerator based on nano-lubricants consisting of an Aluminum di oxide an average diameter 205 nm to 40 nm added to polyolester oil, 60 g of R602a was used as a refrigerant. The results showed that the refrigerating effect increased by 6.09%, the compressor work reduced by 15.78% and the COP increased by 20.09% as compared to the conventional system without

nanoparticles (Vijaya Kumar *et al.*, 2021). Choi *et al.* (2021) evaluated the performance of refrigerator based on nano-lubricants consisting of 0.1 wt.% MWCNTs were dispersed into the POE, R134a was charged as a refrigerant. The results showed that the power consumption of the compressor consisting of nano lubricant reduced by 17% (Choi *et al.*, 2021). Senthil Kumar *et al.* (2021d) evaluated the performance of refrigeration system based on nano-lubricants consisting of hybrid nanoparticles prepared by mixing  $Al_2O_3$  and  $SiO_2$  at two different concentrations of 0.4 and 0.6 g/L, 40 and 60 g of R600a were charged as a refrigerant. The result indicated that COP and refrigerating effect increased by 30 and 25% respectively, while the power consumption reduced by 80W (Senthil Kumar *et al.* 2021a). Senthil Kumar *et al.* (2021b) evaluated the performance of vapor compression refrigeration system based on hybrid nano-lubricants consisting of two different nano-particles such as CuO and  $SiO_2$  at 0.2 and 0.4 g/L concentrations, 40 and 60 g of R600a were charged as a refrigerant. The results indicated that hybrid nano-lubricants improves COP by 35% and refrigeration effects by 18% while reduced the power consumption by 75 W as compared to the system without nanoparticles (Senthil Kumar *et al.* (2021b). Senthil Kumar *et al.* (2021a) evaluated the performance of refrigeration system based on nano-lubricants consisting of 0, 0.2, 0.4 and 0.6 g/L of  $SiO_2$  mixed with POE oil, 30, 40, 50, 60 and 70 g of R410A were used as a refrigerant. The results indicated that 0.4 g/L  $SiO_2$  nano-lubricant and 40 g refrigerant achieved a high refrigeration effect as compared with system without. The using of nano lubricants reduced compressor work by 80 W with 0.4 g/L and 40 g of refrigerant. Disperse of  $SiO_2$  into the lubricants enhanced COP by 1.7 for 0.4 g/L nano lubricants as compared to base oil (Senthil Kumar and Anderson, 2021a). Evaluated the performance of refrigeration system based on hybrid nano-lubricants consisting of 0.4 g/L of ZnO/ $SiO_2$  with 40 g of R600a refrigerant and 0.6 g/L ZnO/ $SiO_2$  with 60 g of R600a refrigerant. The results indicated that 0.6 g/L ZnO/ $SiO_2$  hybrid nano lubricants achieved a high refrigeration effects by 180 W as compared to the base oil, enhanced COP by 1.7, while the lower compressor work was 78 W achieved at 0.6g/L and 60 g of R600a as compared to the system without nanoparticles (Senthil Kumar *et al.*, 2021c) evaluated of performance of VCRs based on hybrid nano-lubricants consisting of 0.2, 0.4 and 0.6 g/L of CuO/ $Al_2O_3$ , 70 g of R600a was used as a refrigerant. The results showed that the adding of CuO/ $Al_2O_3$  hybrid nanoparticles into a compressor oil enhanced COP by 27% and increase the refrigeration capacity by 20% while reduction the power consumption by 24% as compared to the base system (Senthil Kumar and Anderson, 2021b). Sarrafzadeh and Saidur (2021)

evaluated the performance of refrigerator based on nano-lubricants consisting of 0.1 wt.%  $\text{Al}_2\text{O}_3$ . The results indicated that 0.1 wt.% of  $\text{Al}_2\text{O}_3$  reduced the power consumption by 2.69 % of the refrigeration system as compared to lubricant oil without nanoparticles (Gill *et al.*, 2019). Gill *et al.* (2019) evaluated the performance of domestic refrigerator based on nano-lubricants consisting of 0.2, 0.4 and 0.6 g/L of  $\text{TiO}_2$  added to (Capella D) oil as an alternative to R134a Various charges of LPG from 40 to 70 g were used as refrigerant. The results indicated that refrigeration effect and COP were higher than R134a by 18.74-32.72 and 10.15-61.49%, respectively. In addition, the compressor power input was lower than R134a about 3.20-18.1, respectively. Also reported that 40 g of LPG refrigerant with 0.4 g/L of  $\text{TiO}_2$  achieved the best energy performance of the refrigerator (Gill *et al.*, 2019). Karthick *et al.* (2020) evaluated the performance of VCRs based on four samples of nano-lubricant: Sample 1 (MO + 0.02 vol%  $\text{Al}_2\text{O}_3$  + 0.01 vol%  $\text{TiO}_2$ ), sample 2 (MO + 0.01 vol%  $\text{Al}_2\text{O}_3$  + 0.005 vol%  $\text{TiO}_2$ ), sample 3 (MO + 0.05 vol%  $\text{Al}_2\text{O}_3$ ) and sample 4 (MO + 0.02 vol%  $\text{Al}_2\text{O}_3$  + 0.02 vol% ZnO). R600a was charged as a refrigerant. The results indicated that COP improved by 14.61%. Nano-lubricant exhibited higher COP which reduces the power consumption of the system (Karthick *et al.*, 2020). Adelekan *et al.* (2019a) studied the performance of a refrigerator based on nano-lubricants consisting of 0.2 g/L, 0.4 g/L and 0.6 g/L of  $\text{TiO}_2$  concentrations, the safe mass charge of LPG was charged as refrigerant. The results showed that all various concentrations of nano-lubricant achieved a reduction of power consumption by 14%, 9 % and 8% respectively. MO achieved the highest power consumption whereas 0.2 g/L of  $\text{TiO}_2$  achieved the lowest one. The refrigeration effects based on 0.4 g/L and 0.6 g/L were higher, while based on 0.2 g/L was lower as compared to pure oil (Adelekan *et al.*, 2019b). Subhedar *et al.* (2020) evaluated the performance of VCRs based on nano-lubricants consisting of 0.05vol %, 0.075vol %, 0.1vol % and 0.2vol % of  $\text{Al}_2\text{O}_3$  mixed with MO, R134a was charged as a refrigerant. The results indicated that 0.075vol % achieved the maximum enhancement in COP around 85% and the use of nano-lubricant saves approximately 27% compressor power. Also reported that 0.075vol % was the best concentration of vapor compression refrigeration system (Subhedar *et al.*, 2020). Babarinde *et al.* (2019) investigated the performance of a domestic refrigerator based on nano-lubricants consisting of 0.4 and 0.6 g/L of  $\text{TiO}_2$  mixed with MO and R600a was used as a refrigerant as an alternative to R134a. The results indicated that 0.4 g/L of  $\text{TiO}_2$  achieved the highest COP and lowest power consumption as compared to R134a (Babarinde *et al.*, 2019). Selimefendigil (2019) investigated the performance of VCRs based on nano-lubricants

consisting of 0.5 vol%, 0.7 vol%, 0.8 vol% and 1 vol% of  $\text{TiO}_2$  mixed with PAG oil and R134a was used as a refrigerant. The results indicated that 0.5 vol%, 0.8 vol% and 1 vol% achieved an improvement of COP around 1.43, 15.72% and 21.42 %, respectively; 1 vol% reducing energy consumption by 15% as compare to the base oil (Selimefendigil, 2019) Sundararaj *et al.* (2020) investigated the performance of VCRs based on nano-lubricants consisting of 0.1 vol% Au, 0.2 vol% Au, 0.1vol%  $\text{HAuCl}_4$ , 0.2 vol%  $\text{HAuCl}_4$ , 0.1 vol% Au and 0.05 vol% CNT, 0.2 vol% Au and 0.02 vol% of CNT added to PAG oil and R134a was used as a indicated that 0.2 vol% Au and 0.02vol% CNT achieved the lowest power input as compared to another compositions of nanoparticle, greatest cooling capacity ,and maximum value of COP Therefore it is preferred to run the system using 0.2vol % Au and 0.02vol % of CNT as volume fraction (Sundararaj and Manivannan, 2020). Peyyala (2020) investigated the performance of VCRs based on nano-lubricants consist of 0.1vol % to 0.2 vol % of  $\text{Al}_2\text{O}_3$  nano powder mixed with MO, R410a was used as a refrigerant. The results indicated that an increase in COP value with increasing the nanoparticle concentrations and the maximum value was observed to be at 0.2 vol % of  $\text{Al}_2\text{O}_3$  (Peyyala, 2020). Babarinde *et al.* (2019) investigated the performance of VCRs based on nano-lubricants consisting of 0.2, 0.4 and 0.6 g/L graphene added to MO, 50g-70 g of R600a were used as a refrigerant. The results indicated that nano-lubricant based on 60 g of R600a and 0.2 g/L graphene exhibited the lowest power consumption, the highest COP was 3.2 achieved at 0.2 g/L graphene nano-lubricant (Babarinde *et al.*, 2020). Adelekan *et al.* (2019a) evaluated the performance of refrigerator based on nano-lubricants consisting of 0.1 g/L, 0.3 g/L, 0.5 g/L of  $\text{TiO}_2$  concentrations, mixed with MO. 40 g, 60 g, 80 g of R600a were used as a refrigerant. The results showed that the highest COP and refrigerating effects were 4.99 and 290.83 kJ/kg based on 40 g-0.1g/L nano-lubricant (Adelekan *et al.*, 2019b). Ajayi *et al.* (2019) evaluated the performance of VCRs based on 0.5 g/l  $\text{Al}_2\text{O}_3$  nanoparticles concentrations mixed with (Capella D) oil and 100g of R134a was used as refrigerant. The results showed that nano-lubricant achieved a higher refrigeration effect, better performance and improves energy consumption as compare to the base oil (Ajayi *et al.*, 2019). Senthil Kumar and Anderson (2020c) evaluated the performance of VCRs, based on nano-lubricants consisting of 0.2 g/L, 0.4 g/L and 0.6 g/L of  $\text{SiO}_2$ , added to POE oil, 30, 40, 50, 60 and 70 g of R410A were used as a refrigerant. The results indicated that nano-lubricant based on 40 g of R410A and 0.4 g/L of  $\text{SiO}_2$  achieved better refrigerating effects and reduction of power consumption. This leads to an enhanced COP as compare

to pure lubricant (Senthil Kumar and Anderson, 2021a). Pawale *et al.* (2017) evaluated the performance of VCRs based on nano-refrigerant consisting of 0.5wt % and 0.1wt % of  $\text{Al}_2\text{O}_3$ , particle size diameter 50nm was dispersed into R134a. The results showed that the nano-refrigerant based on 0.5wt% achieved improvement of the performance. However, increasing of nanoparticles concentration will lead to reduce a performance of a system (Pawale *et al.*, 2017). Kumar *et al.* (2018a) evaluated the performance of vapor compression refrigeration system based on nano-refrigerant consisting of (1gr of ZnO/1gr  $\text{SiO}_2$ ), (1.5gr of ZnO/0.5gr of  $\text{SiO}_2$ ) and (0.5gr of ZnO /1.5gr of  $\text{SiO}_2$ ) were dispersed into 0.5 kg of R134a. The results showed that COP increased around 26%. Furthermore, the different proportions of nanoparticle exhibited different influences on a performance of a system (Kumar *et al.*, 2018b) Manikanden and Avinash (2019) investigated the performance of domestic refrigerators based on nano-refrigerants consisting of CuO, pure nano-CuO and Ag-doped nano-CuO are dispersed into R290. The results indicated that Ag-doped nano-CuO achieved the best performance of a system as compared to pure nano-CuO. The COP of Ag-doped nano-CuO increased up to 29%, while the power consumption of a system reduced up to 28%, (Manikanden and Avinash, 2019). Kundan and Singh (2021) evaluated the performance of VCRs based on nano-refrigerant consisting of 0.5 to 1 wt.% of  $\text{Al}_2\text{O}_3$  are dispersed into R134a, particle size diameter 20 nm. The results based on volume flow rates of refrigerants showed that 6.5 L/h and 11 L/h achieved improvements of COP from 7.20 % to 16.34% respectively at 0.5 wt.% of  $\text{Al}_2\text{O}_3$ . However, applied 1 wt.% of  $\text{Al}_2\text{O}_3$  caused reduction of COP at the same volume flow rates (Kundan and Singh, 2021). Nagaraju and Reddy (2018) evaluated the performance of VCRs based on nano-refrigerants consisting of 0.05 to 0.8 wt.% of CuO particle size range 10 to 70 nm is dispersed into R134a. The results showed that 0.8 wt.% of CuO was the optimal concentration which achieved the highest heat transfer enhancement, enhanced COP and reduction of power consumption, but the cost of nano-refrigerant was expensive (Nagaraju and Reddy, 2018). Kumar and Tiwari (2019) evaluated the performance of VCRs based on R134a/PAG oil, R600a/PAG oil and Cu nanoparticles is dispersed into R600a. The results showed that R600a achieved a higher COP and refrigeration effect around 27.12% and 25% respectively as compare to R134a, while the reduction of power consumption was 1.69 % which was less than that of R134a. Moreover dispersing 0.5 wt. %, 1wt % and 1.5 wt.% of Cu into R600a improved COP, refrigeration effect and reduced the power consumption as compared to pure R600a (Kumar and Tiwari, 2019). Kumar *et al.* (2016) investigated the performance of VCRs based on

0.01 vol% and 0.06 vol % of  $\text{ZrO}_2$ , particle size diameter 20 nm is dispersed into both R134a and R152a. The results indicated that the improvement of COP was 33.45% based on (0.06 vol % of  $\text{ZrO}_2$  - R152a) nano-refrigerant. The application of R152a as a refrigerant was environmentally beneficial due to its properties such as zero ozone depletion potential and very low global warming potential (Kumar *et al.*, 2016). Mahdi *et al.* (2017) evaluated the performance of VCRs based on nano-refrigerant consisting of 0.01vol % and 0.02 vol% of  $\text{Al}_2\text{O}_3$ , diameter size of 20-30 nm was dispersed into R134a. The results showed that a rising nanoparticle concentration caused improvement of COP by 3.33% to 12%, respectively and reduction of power consumption by 1.6% and 3.3%, respectively (Mahdi *et al.*, 2017). Pandey (2017) evaluated the performance of VCRs based on 0.2, 0.4 and 0.6 vol % of  $\text{TiO}_2$  and particle size diameter 30-50 nm was dispersed into R134a. The results showed that nano-refrigerant based on 0.4 vol % of  $\text{TiO}_2$  achieved an improvement of COP around 11.1% at 20°C, 25°C and 30°C evaporator temperatures. Also, it has not been observed an increase or decrease in power consumption, which shows that nanoparticle was completely dissolved in the refrigerant (Pandey, 2017). Kumar *et al.* (2021) evaluated the performance of VCRs based on nano refrigerants consisting of R600a + 0.20 g  $\text{Al}_2\text{O}_3$ , R600a + 0.30 g  $\text{Al}_2\text{O}_3$  and R600a + 0.40 g  $\text{Al}_2\text{O}_3$ , with average size of  $\text{Al}_2\text{O}_3$  was 20 to 30 nm. The results showed that  $\text{Al}_2\text{O}_3$  improved COP by 3.68% to 11.05% and reduced the power consumption by 13.6 to 30.4% (Kumar *et al.*, 2021). Thermal conductivity is the most important among of Thermophysics properties of nano-refrigerants due to its effects on the boiling and convective heat transfer coefficients. This explains why most researchers are focusing on studying thermal conductivity. Recently interest in the study of viscosity has begun to appear to extend to the other Thermophysics properties to form a clear idea of the heat transfer properties (Kumar *et al.*, 2021). Kedzierski *et al.* (2017) evaluated of Thermophysics properties of nano-lubricants based on nanoparticle size diameter 127 nm and 135 nm of  $\text{Al}_2\text{O}_3$  and ZnO respectively mixed with POE oil at atmospheric pressure with temperature ranging from 288 to 318 K and various mass fractions of  $\text{Al}_2\text{O}_3$ , ZnO were used such as 15 wt.%, 20 wt.%, 25 wt.%, 30 wt.%, 35 wt.%, 38 wt.% and 5.6 wt.%, 15 wt.%, 24.4 wt.%, 25 wt.%, 28 wt.% respectively. The results showed increasing of nanoparticle concentrations leads to increase of viscosity, density and thermal conductivity but a viscosity and density decreased with increasing of temperature (Kedzierski *et al.*, 2017). Sanukrishna and Prakash (2018) studied thermal conductivity and viscosity of nano-lubricant based on 0.07 to 0.8 vol%

of TiO<sub>2</sub> added to PAG at temperatures ranging from 20°C to 90°C. The results indicated that increasing of nanoparticle concentration leads to increase these parameters, while these parameters decreased with increasing a temperature (Sanukrishna and Prakash, 2018). Zawawi *et al.* (2018) evaluated thermal conductivity and dynamic viscosity of nano-lubricants based on 0.02 to 0.1 vol% of Al<sub>2</sub>O<sub>3</sub>/SiO<sub>2</sub>, Al<sub>2</sub>O<sub>3</sub>/TiO<sub>2</sub> and TiO<sub>2</sub>/SiO<sub>2</sub> mixed with PAG oil at temperatures ranging from 303 to 353 K. The results showed that nano-lubricant based on 0.1 vol% of Al<sub>2</sub>O<sub>3</sub>/TiO<sub>2</sub>/PAG enhanced the viscosity of 20.50% at 303 K. While nano-lubricant based on 0.1 vol% of Al<sub>2</sub>O<sub>3</sub>/SiO<sub>2</sub>/PAG improved the thermal conductivity by 2.41% at 303 K (Zawawi *et al.*, 2018). Harichandran *et al.* (2019) measured the density and the kinematic viscosity of nano-lubricants based on 0.1 to 0.4 vol% of h-BN nanoparticle. The results indicated that increasing nanoparticle concentration leads to increase density, related to a kinematic viscosity of pure POE and nano-lubricants at various temperatures. The results reported that decreasing these values with increase of temperatures and kinematic viscosity of 0.4 vol% nano-lubricants was 14% higher than pure oil at room temperature (Harichandran *et al.*, 2019). Karthick *et al.* (2020) investigated thermal conductivity of four samples such as, sample 1 (MO+ 0.02 vol% Al<sub>2</sub>O<sub>3</sub> + 0.01 vol% TiO<sub>2</sub>), sample 2 (MO+0.01 vol% Al<sub>2</sub>O<sub>3</sub>+ 0.005 vol% TiO<sub>2</sub>), sample 3 (MO + 0.05 vol% Al<sub>2</sub>O<sub>3</sub>) and sample 4 (MO+ 0.02 vol% Al<sub>2</sub>O<sub>3</sub> + 0.02 vol% ZnO). The results showed that MO based on 0.05 vol% of Al<sub>2</sub>O<sub>3</sub> produced a higher increase of thermal conductivity and MO containing 0.01 vol% Al<sub>2</sub>O<sub>3</sub> and 0.005 vol% of TiO<sub>2</sub> produced the least increase in thermal conductivity. It was observed that sample 1 was given the highest value of kinematic viscosity than the other three samples. On the other hand, samples 3 and 4 were chosen as the best samples (Karthick *et al.*, 2019). Kumar *et al.* (2018a) investigated a viscosity of nano-lubricants based on 0.2 to 1.0 wt.% of CuO. The results showed that 0.2-1.0 wt.% of CuO leads to improve viscosity around 17%. In addition, viscosity decreases with increasing temperature (Kumar *et al.*, 2018b; Jatinder *et al.*, 2019) evaluated thermal conductivity and viscosity of nano-lubricants based on 0.1 to 0.6 g/L of TiO<sub>2</sub>. The results showed that thermal conductivities of nano-lubricants were higher than pure lubricant nearly 14.37-41.25%, while a viscosity of nano-lubricants was lower than pure lubricant nearly 2-6%. Moreover, a viscosity of nano lubricants decreases with increasing the nanoparticle concentrations until 0.2 g/L and then increases with increasing concentrations to reach the peak value at 0.6 g/L of TiO<sub>2</sub> nanoparticle concentrations (Peyyala, 2020).

## Materials and Methods

The nanoparticles were prepared by the author of this study based on the use of nitrates, distilled water and ammonia. The preparation process was briefed as the following steps:

1. Heating until 80°C for 1 hour with constant mixing speed equal to 375 rpm
2. Adding ammonia at constant temperature 60°C and constant mixing speed equal to 375 rpm to reach PH = 10 ± 1
3. Raising the temperature to 90°C until copper oxide is deposited
4. Cooling the solution to room temperature
5. Filtration
6. Drying in electric oven at 110°C for 1hour
7. Milling
8. Screening; and
9. Packing

According to the following equations. A mixture of copper oxide and cerium oxide were prepared as indicated clearly in Table 1

$$M = \frac{W}{M_w} \quad (1)$$

$$C = \frac{n}{v} \quad (2)$$

Where:

M:	Mole	g/mol
W:	Weight	g
M <sub>w</sub> :	Molecular weight	mol
C:	Mole concentration	mol/L
n:	Number of moles	
v:	Volume	L

### Preparing of Nanorefrigerant

In this part of the study, mixing vessels were made from a laboratory bottle is made from Pyrex in the OSTIM area in Ankara Turkey. This vessel consists of the following parts:

1. A laboratory bottle is made from Pyrex, one bottle costs 4 \$
2. Copper cover with inner diameter 4 cm cost 4 \$
3. Copper tube L shaped, its length 6.5 cm inside the container is welded with a cap and its length outside the container 2.5 cm with an additional

length up to 4 cm to place the valve of transfer the gas at a cost of 2 \$ This vessel was tested in terms of its resistance to leaks as well as in terms of its tolerance for the pressure required for the liquefaction process. Figure 1 shows the mixing vessel of this study


As shown in Eq. (3) a specific amount of nanoparticles as a mixture from 0.5% copper oxide and 0.5% cerium oxide is weighed using the digital balance. This amount is placed in the mixing vessel, the container is closed tightly and the container is evacuated from the air using vacuum pump and weight of the container after the vacuum to ensure that the amount of nanoparticles that were weighed was not lost:

$$\varphi\% = \frac{\left(\frac{w}{\rho}\right)_{np}}{\left(\frac{w}{\rho}\right)_{np} + \left(\frac{w}{\rho}\right)_r} \quad (3)$$

where,  $\varphi$ ,  $\rho$ , and  $w$  denote percentage of volumetric fraction, density, and materials weight, respectively (Haque *et al.*, 2016) In order to achieve a stable solution of Nano refrigerant, the sample exposed to ultrasonic waves for one hour. The ultrasonic device is manufactured by Germany, (power = 320 W, frequency = 35 kHz). The aforementioned steps were taken to break up the potential agglomerates, which in turn yields a homogenized and stable Nano refrigerant. This study achieved success in obtaining a homogeneous mixture of refrigerant with nanoparticles for a period more than two hours while the mixing process continued for one hour on the ultrasonic only, this gave an indication that the use of nanoparticles as a mixture with refrigerant may help to obtain a more homogeneous and stable mixture for a longer time, which makes us start a series of research in this field soon, as the research plan of this study includes studying the effect of nanoparticles on thermophysical properties of refrigerant as well as on improving the performance of refrigeration system.

**Table1:** The quantities obtained in grams from the mixtures

Mixture number	Percentages		Molar Concentration			Quantity g
	CuO (%)	CeO <sub>2</sub> (%)	Cu (NO <sub>3</sub> ) <sub>2</sub> 3H <sub>2</sub> O (m/l)	Ce (NO <sub>3</sub> ) <sub>3</sub> 6H <sub>2</sub> O (m/l)	Molar concentration of mixtures (m/l)	
1	50	50	0.20867	0.09673	0.1527	12.67
2	60	40	0.25040	0.07753	0.181258	11.44
3	70	30	0.30007	0.01750	0.21530	10.97
4	40	60	0.16694	0.11622	0.13651	13.07
5	30	70	0.12568	0.13556	0.13260	13.85

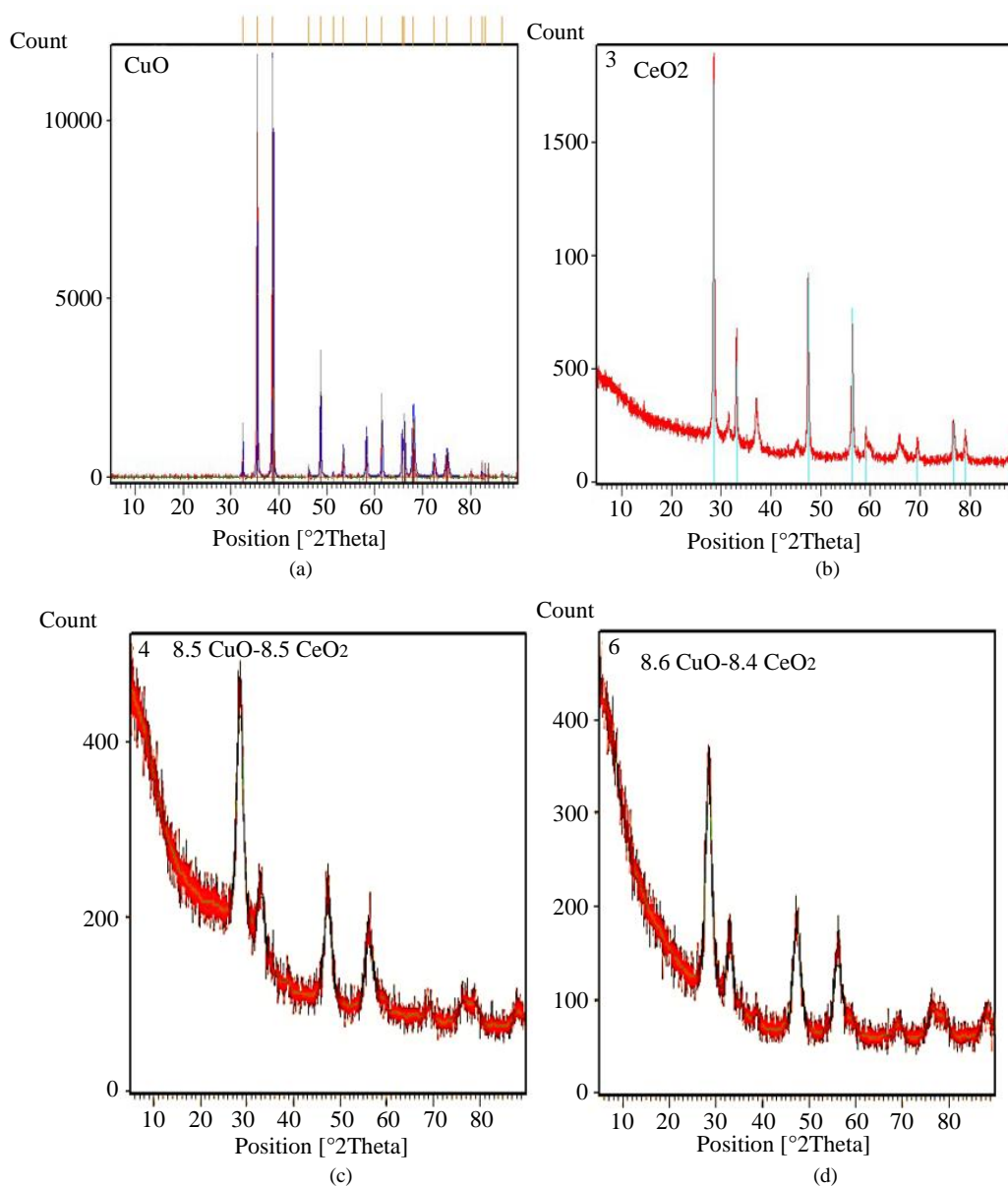


**Fig. 1:** (a) The mixing vessel of this study (b) Model of mixing vessel from literature review

## Results and Discussion

Nanoparticle's characterization was carried out at the Huazhong University in China on September 24, 2019 by using XRD analysis on a X'Pert PRO used Cu K $\alpha$  radiation, 15 mA, 30 kV, (5-100 $^\circ$ ) 2 $\theta$  range, 0.0167 $^\circ$  step size and 8 min<sup>-1</sup> scanning speed. PANalytical–Empyrean and Scanning Electron Microscopy (SEM) images (TESCAN VEGA3), 20.0 kV of an accelerating voltage are obtained. The XRD pattern was scanned from 20 to 80 degrees and the XRD profile confirmed the nano crystalline nature of

CuO. The characteristic diffraction peak was observed at 2 $\theta$  = 32.509, 35.438, 35.539, 38.731, 38.941, 46.264, 48.743, 53.466, 58.312 and 61.549 correlated to (110), (002) (-111), (111), (200), (-112), (-202), (020), (202), (-113) crystal planes, respectively. All of the peaks are agreed in position and intensity with database standard (JCPDS 00-045-0937) of the face centered cubic CuO crystal with the fluorite structure. *The absence of additional diffraction peaks confirms the nano-crystalline nature and purity of the samples.* The XRD pattern was scanned from 20 to 80 degrees and the XRD profile confirmed the nano crystalline nature of CeO<sub>2</sub>.




**Fig. 2:** XRD pattern of (a) pure Copper Oxide (b) pure cerium Oxide (c) 0.5 CuO,0.5 CeO<sub>2</sub> (d) 0.6 CuO, 0.4 CeO<sub>2</sub> at Huajong University in China



The characteristic diffraction peak was observed at  $2\theta = 28.550, 33.077, 47.490, 56.328, 59.096, 69.407, 76.736, 79.079, 88.451$  and  $95.432$  correlated to (111), (200), (220), (311), (222), (400), (331), (420), (422), (511) crystal planes, respectively. All of the peaks are agreed in position and intensity with database standard (JCPDS 00-004-0593) of the face centered cubic  $\text{CeO}_2$  crystal with the fluorite structure. The absences of additional diffraction peaks confirm the nanocrystalline nature and purity of the samples. The results of preparing nanoparticles are presented in Fig. 1. The SEM images proved that particles of samples were approximately spherical in shape and with the particle sizes of  $\text{CuO}$ ,  $\text{CeO}_2$ ,  $0.5 \text{CuO} + 0.5\text{CeO}_2$  and  $0.6 \text{CuO} + 0.4\text{CeO}_2$  were observed to 78.95, 79.9, 44.15 and

63.3 nm based on SEM images respectively, as seen in Fig. 2 and 3. This study succeeded in preparing nanoparticles in a cheap and easy way with suitable diameters as compared with other complex Methods and the research plan of this study depends on the use of cerium oxide for the first time as a single material and as a mixture with copper oxide to investigate its effects on performance of refrigeration system as well as Thermophysics properties of refrigerant. It is expected that this study will open the door to many researches later on to reveal new properties of cerium oxide as a mixture with copper oxide, especially they were prepared by the same method as a homogeneous mixture which have the properties of both cerium oxide and copper oxide.



**Fig. 3:** Scanning Electron Microscopy Images for (a) Spherical  $\text{CuO}$ , (b) Spherical  $\text{CeO}_2$ , (c) Spherical  $0.5\text{CuO}+0.5\text{CeO}_2$ , (d) Spherical  $0.6 \text{CuO} + 0.4\text{CeO}_2$



## Conclusion

Most researches report that use nano-lubricants and nano-refrigerants worked safely in the VCRs. In addition, application of nano-refrigerants and nano-lubricants, leads to reduction of energy consumption, increases freezing capacity and increases the performance of the refrigeration system but this depends on the type of nanoparticle used and its concentration. In some investigations it was observed that the performance of the system improves up to a specific value of concentration then reduces. Using nano-lubricant has a better tribology characterization for, example friction reduction and wears rate as compared to pure compressor lubricant. This achieves longer life of mechanical parts, especially a compressor. While nano-refrigerant has better Thermophysics properties due to suspended nanoparticles which has better thermal conductivity as compared to the base refrigerant, the appropriate selection of types and concentrations of nanoparticle has an important role to enhance the performance of the refrigeration system. In this study, the use of nanoparticles as a metal, a metal oxide and a hybrid was reviewed and here the difference between this study and previous studies was shown, where the nanoparticles were used as a mixture prepared from two oxides with two different properties, but in the same way this a new concept of nanoparticles as a mixture was introduced to investigate the verify the effect of each component of the mixture over the other and whether this mixture prepared from two materials with different properties will produce a third materials that has better properties than its basic components and will the preparation of nanoparticles as a mixture contribute to solving the problem of stability.

## Acknowledgements

I would like to thank Unal Camdali for his support, encouragement and assistance throughout the research period. I would also like to acknowledge Dr Metin Actas as an assistant supervisor for his continuous assistance, advice, recommendation and guidance. I take an opportunity to express my sincere thanks and gratitude to Jassim M.H. Alkurdhani who helped me to prepare the nanoparticles and showed me different way to achieve my goal and Dr Yusuf Bedeli who provided me with the laboratory so that I could prepare the nanoparticles. I also extend my thanks to Huajong University in China and Gazi University in Ankara/Turkey for their help in examining and identifying the properties of the nanoparticles.

## Author's Contributions

**HudaElslam Mohamed:** Prepared the nanoparticles and studying its effect on the performance of refrigeration system and thermos physical properties later, as well as the cooperation between

**Unal Camdali and Metin Actas:** In reviewing the paper linguistically.

## Ethics

The author of this paper adhered to the criteria of citation and tried to show the previous results in this field with accuracy based on the latest studies from 2017 to 2020.

## References

- Adelekan, D. S., Ohunakin, O. S., Gill, J., Atayero, A. A., Diarra, C. D., & Asuzu, E. A. (2019a). Experimental performance of a safe charge of LPG refrigerant enhanced with varying concentrations of TiO<sub>2</sub> nano-lubricant in a domestic refrigerator. *Journal of Thermal Analysis and Calorimetry*, 136(6), 2439-2448. <https://doi.org/10.1007/s10973-018-7879-2>
- Adelekan, D. S., Ohunakin, O. S., Gill, J., Atiba, O. E., Okokpujie, I. P., & Atayero, A. A. (2019b). Experimental investigation of a vapour compression refrigeration system with 15 nm TiO<sub>2</sub>-R600a nano-refrigerant as the working fluid. *Procedia Manufacturing*, 35, 1222-1227. <https://doi.org/10.1016/j.promfg.2019.06.079>
- Ajayi, O. O., Ukasoanya, D. E., Ogbonnaya, M., Salawu, E. Y., Okokpujie, I. P., Akinlabi, S. A., ... & Owwoye, F. T. (2019). Investigation of the effect of R134a/Al<sub>2</sub>O<sub>3</sub>-nanofluid on the performance of a domestic vapour compression refrigeration system. *Procedia Manufacturing*, 35, 112-117. <https://doi.org/10.1016/j.promfg.2019.05.012>
- Babarinde, T. O., Akinlabi, S. A., & Madyira, D. M. (2019). Experimental investigation of R600a/TiO<sub>2</sub>/mineral oil as a drop-in replacement for R134a/POE oil in a household refrigeration system. *International Journal of Ambient Energy*, 1-7. <https://doi.org/10.1080/01430750.2019.1653983>
- Babarinde, T. O., Akinlabi, S. A., Madyira, D. M., & Ekundayo, F. M. (2020). Enhancing the energy efficiency of vapour compression refrigerator system using R600a with graphene nano lubricant. *Energy Reports*, 6, 1-10. <https://doi.org/10.1016/j.egy.2019.11.031>
- Bharathwaj, P. R., Shaik, J., Raju, J. J., Padmanathan, P., & Sathesh, A. (2021) A critical review on Nano refrigerants: Boiling, condensation and tribological properties, *International Journal of Refrigeration* (2021), pp. 139-152. <https://doi.org/10.1016/j.ijrefrig.2020.12.027>

- Bhattad, A., Sarkar, J., & Ghosh, P. (2018). Improving the performance of refrigeration systems by using nanofluids: a comprehensive review. *Renewable and Sustainable Energy Reviews*, 82, 3656-3669.
- Celen, A., Çebi, A., Aktas, M., Mahian, O., Dalkilic, A. S., & Wongwises, S. (2014). A review of nano refrigerants: flow characteristics and applications. *International Journal of Refrigeration*, 44, 125-140.
- Choi, T. J., Kim, D. J., Jang, S. P., Park, S., & Ko, S. (2021). Effect of polyolester oil-based multiwalled carbon-nanotube nano lubricant on the coefficient of performance of refrigeration systems. *Applied Thermal Engineering*, 192, 116941. <https://doi.org/10.1016/j.applthermaleng.2021.116941>
- Gill, J., Singh, J., Ohunakin, O. S., & Adelekan, D. S. (2019). Energy analysis of a domestic refrigerator system with ANN using LPG/TiO<sub>2</sub>-lubricant as replacement for R134a. *Journal of Thermal Analysis and Calorimetry*, 135(1), 475-488. <https://doi.org/10.1007/s10973-018-7327-3>
- Haque, M. E., Bakar, R. A., Kadirgama, K., Noor, M. M., & Shakaib, M. (2016). Performance of a domestic refrigerator using nanoparticles-based polyolester oil lubricant. *Journal of Mechanical Engineering and Sciences*, 10(1), 1778-1791. <https://doi.org/10.15282/jmes.10.1.2016.3.0171>
- Harichandran, R., Paulraj, P., Raja, S. M. P., & Raman, J. K. (2019). Effect of h-BN solid nano lubricant on the performance of R134a-polyolester oil-based vapour compression refrigeration system. *Journal of the Brazilian Society of Mechanical Sciences and Engineering*, 41(3), 1-11. <https://doi.org/10.1007/s40430-019-1645-7>
- Jatinder, G., Ohunakin, O. S., Adelekan, D. S., Atiba, O. E., Daniel, A. B., Singh, J., & Atayero, A. A. (2019). Performance of a domestic refrigerator using selected hydrocarbon working fluids and TiO<sub>2</sub>-MO nano lubricant. *Applied Thermal Engineering*, 160, 114004. <https://doi.org/10.1016/j.applthermaleng.2019.114004>
- Karthick, M., Karupiah, S. K., & Kanthan, V. (2020). Performance investigation and exergy analysis of vapor compression refrigeration system operated using R600a refrigerant and nano additive compressor oil. *Thermal Science*, 24(5 Part A), 2977-2989. <https://doi.org/10.2298/TSCI180527024M>
- Kedzierski, M. A., Brignoli, R., Quine, K. T., & Brown, J. S. (2017). Viscosity, density and thermal conductivity of aluminum oxide and zinc oxide nano lubricants. *international journal of refrigeration*, 74, 3-11.
- Kotu, T. B., & Kumar, R. R. (2013). Comparison of heat transfer performance in domestic refrigerator using nano refrigerant and double pipe heat exchanger. *International Journal of Mechanical and Industrial Engineering*, 3(2), 67-73.
- Kumar, G. S., Deepika, P., Kumar, M. N., Kumar, B. M., & Kumar, K. N. (2018a). Performance analysis of VCRS using nano refrigerants.
- Kumar, R., Singh, J., & Kundal, P. (2018b). Effect of CuO nano lubricant on compressor characteristics and performance of LPG based refrigeration cycle: experimental investigation. *Heat and Mass Transfer*, 54(5), 1405-1413. <https://doi.org/10.1007/s00231-017-2231-0>
- Kumar, M. S., & Tiwari, A. C. (2019). An experimental investigation of VCRS using R134a/R600a/PAG oil/Nano-Cu as working fluid.
- Kumar, S., Kanimozhi, B., & Kumar, M. S. (2021). Performance evaluation of refrigeration system using nano-fluid. *Materials Today: Proceedings*, 44, 3838-3845. <https://doi.org/10.1016/j.matpr.2020.12.339>
- Kumar, V. S., Baskaran, A., & Subaramanian, K. M. (2016). A performance study of Vapour compression refrigeration system using ZrO<sub>2</sub> Nano particle with R134a and R152a. *Int. J. Sci. Res. Publ.*, 6, 410-421.
- Kundan, L., & Singh, K. (2021). Improved performance of a nano refrigerant-based vapor compression refrigeration system: A new alternative. *Proceedings of the Institution of Mechanical Engineers, Part A: Journal of Power and Energy*, 235(1), 106-123. <https://doi.org/10.1177/0957650920904553>
- Mahdi, Q. S., Theeb, M. A., & Saed, H. (2017). Enhancement on the performance of refrigeration system using the nano-refrigerant. *J Energy Power Eng*, 11, 237-243.
- Manikanden, V. S., & Avinash, A. (2019). An experimental insight into the effects of silver-doped cupric oxide nanoparticles on the performance of hydrocarbon refrigeration system. *SN Applied Sciences*, 1(11), 1-7. <https://doi.org/10.1007/s42452-019-1528-7>
- Nagaraju, M., & Reddy, V. M. (2018). Experimental Refrigeration Test of R134a Mixed with Mineral Oil and (CuO) Nanoparticle.
- Nair, V., Tailor, P. R., & Parekh, A. D. (2016). Nano refrigerants: A comprehensive review on its past, present and future. *International journal of refrigeration*, 67, 290-307.
- Pandey, P. (2017). Experimental Investigation of Vapour Compression Refrigeration System by comparing the results procured after using pure refrigerant R134a with and without Titanium Oxide Nanoparticle, Master Thesis, Lovely Professional University Punjab 2017.
- Pawale, K. T., Dhupal, A. H., & Kerkal, G. M. (2017). Performance Analysis of VCRS with Nano-Refrigerant. *International Research Journal of Engineering and Technology (IRJET)* 4, no. 4 (nd): 1031-37. <https://doi.org/10.13140/RG.2.2.28630.04166>.
- Peyyala, A., (2020). Experimental Investigation on Effect of Nano lubrication in a VCR System Using R410a Refrigerant with Al<sub>2</sub>O<sub>3</sub> Nano Particles, *International Journal of Mechanical and Production Engineering Research and Development* (2020), pp. 1761-1768.

- Pinni, K. S., Katarkar, A. S., & Bhaumik, S. (2020). A review on the heat transfer characteristics of nanomaterials suspended with refrigerants in refrigeration systems. *Materials Today: Proceedings*.
- Sanukrishna, S. S., & Prakash, M. J. (2018). Experimental studies on thermal and rheological behaviour of TiO<sub>2</sub>-PAG nano lubricant for refrigeration system. *International Journal of Refrigeration*, 86, 356-372. <https://doi.org/10.1016/j.ijrefrig.2017.11.014>
- Sarrafazadeh Javadi, F., & Saidur, R. (2021). Thermodynamic and Energy Efficiency Analysis of a Domestic Refrigerator Using Al<sub>2</sub>O<sub>3</sub> Nano-Refrigerant. *Sustainability*, 13(10), 5659. [https://www.mdpi.com/journal/sustainability\(2021\), pp.1-15](https://www.mdpi.com/journal/sustainability(2021), pp.1-15).
- Selimefendigil, F. (2019). Experimental investigation of nano compressor oil effect on the cooling performance of a vapor-compression refrigeration system. *Journal of Thermal Engineering*, 5(1), 100-104. <https://doi.org/10.18186/thermal.513023>
- Senthil Kumar, A., & Anderson, A. (2021a). Experimental investigation of SiO<sub>2</sub> Nano lubricants for R410A vapour compression refrigeration system, *Materials Today: Proceedings* (2021), pp. 3613-3617. <https://doi.org/10.1016/j.matpr.2020.09.659>
- Senthil Kumar, A., & Anderson, A. (2021b). Experimental investigation of SiO<sub>2</sub> Nano lubricants for R410A vapour compression refrigeration system. *Materials Today: Proceedings*, 44, 3613-3617. <https://doi.org/10.1016/j.matpr.2020.09.659>
- Senthil Kumar, A., & Anderson, A. (2021c). Performance analysis of R600a vapour compression refrigeration system using CuO/Al<sub>2</sub>O<sub>3</sub> hybrid nano lubricants, *Applied Nano Science* (2021), pp1-17. <https://doi.org/10.1007/s13204-021-01936-y>
- Senthil Kumar, A., Abhijith, E. P., Ahammed Ansar Jawhar, C., & Jamshid, (2021a). Experimental investigation of Al<sub>2</sub>O<sub>3</sub>/SiO<sub>2</sub> hybrid nanolubriant in R600a vapour compression refrigeration system, *Materials Today: Proceedings* (2021), pp. 5921-5924. <https://doi.org/10.1016/j.matpr.2020.08.779>
- Senthil Kumar, A., Abhishek, P. V., Adithyan, M., & Arjun, A. (2021b). Experimental investigation of CuO/SiO<sub>2</sub> hybrid nano-lubricant in R600a vapour compression refrigeration system, *Materials Today: Proceedings* (2021), pp. 6083-6086. <https://doi.org/10.1016/j.matpr.2020.10.178>
- Senthil Kumar, A., Mohammed Sahaluddeen, P.A., Noushad, M. N., & Mohammed Musthafa, E. K. (2021c). Experimental investigation of ZnO/SiO<sub>2</sub> hybrid nano-lubricant in R600a vapour compression refrigeration system, *Materials Today: Proceedings* (2021), pp. 6087-6093. <https://doi.org/10.1016/j.matpr.2020.10.180>
- Senthil Kumar, A., Sahaluddeen, P. M., Noushad, M. N., & Musthafa, E. M. (2021d). Experimental investigation of ZnO/SiO<sub>2</sub> hybrid nano-lubricant in R600a vapour compression refrigeration system. *Materials Today: Proceedings*, 45, 6087-6093. <https://doi.org/10.1016/j.matpr.2020.08.779>
- Sharif, M. Z., Azmi, W. H., Mamat, R., & Shaiful, A. I. M. (2018). Mechanism for improvement in refrigeration system performance by using nano refrigerants and nano lubricants—A review. *International Communications in Heat and Mass Transfer*, 92, 56-63.
- Subheddar, D. G., Patel, J. Z., & Ramani, B. M. (2020). Experimental studies on vapour compression refrigeration system using Al<sub>2</sub>O<sub>3</sub>/mineral oil nano-lubricant. *Australian Journal of Mechanical Engineering*, 1-6. <https://doi.org/10.1080/14484846.2020.1784558>
- Sundararaj, S., & Manivannan, R. (2020, November). Comparative energetic and exergetic analysis of vapour compression refrigeration system with Au, HAuCl<sub>4</sub> and CNT nanoparticles. In *AIP Conference Proceedings* (Vol. 2270, No. 1, p. 110038). AIP Publishing LLC. <https://doi.org/10.1063/5.0019669>
- Vamshi, J., Anand, K. M., Sharma, A., Kumar, A., Kumar, S., Kotia, A., & Choudhary, R. (2021). A review on the utilization of nanoparticles in the refrigeration system as nano-refrigerant and nano-lubricant. *Materials Today: Proceedings*. <https://doi.org/10.1016/j.matpr.2021.05.538>
- Zawawi, N. N. M., Azmi, W. H., Redhwan, A. A. M., Sharif, M. Z., & Samykano, M. (2018). Experimental investigation on thermo-physical properties of metal oxide composite nano lubricants. *International Journal of Refrigeration*, 89, 11-21. <https://doi.org/10.1016/j.ijrefrig.2018.01.015>

## Abbreviations

- PAG: Poly Alkylene Glycol  
COP: Coefficient of Performance  
VCRs: Vapor Compression Refrigeration System  
POE: Polyol ester oil  
MO: Mineral Oil Capella  
D: Mineral Oil  
LPG: Liquefied Petroleum Gas  
GWP: Global Warming Potential  
ODP: Ozone Depleting Potential  
Wt: Mass fraction  
VOL: Volume fraction  
XRD: X-Ray Diffraction  
SEM: Scanning Electron Microscopy  
HVAC: Heating, Ventilation and Air conditioning

## Chemical Symbols

CuO:	Copper Oxide	R600a:	Isobutane
TiO <sub>2</sub> :	Tanium Dioxide	H-BN:	Hexagonal Boron Nitride
Al <sub>2</sub> O <sub>3</sub> :	Aluminum Oxide	Cu:	Copper
ZnO:	Zinc Oxide	ZrO <sub>2</sub> :	Zirconium Dioxide or Zirconia
R134a:	1,1,1,2-Tetrafluoroethane	HAuCL <sub>4</sub> :	Tetrachloro (hydrido) gold
SiO <sub>2</sub> :	Silicon Dioxide	Au:	Gold
Ag:	Silver	MWCNT:	Multiwall carbon nanotube
R152a:	1,1 Difluoroethane	CNT:	Carbon NanoTubes