

An Analytical Method for Determining Forces within a Triad

¹Florian Ion Tiberiu Petrescu, ²Taher M. Abu-Lebdeh and ³Antonio Apicella

¹ARoTMM-IFToMM, Bucharest Polytechnic University, Bucharest, (CE), Romania

²North Carolina A and T State University, United States

³Department of Architecture and Industrial Design, Advanced Material Lab, Second University of Naples, 81031 Aversa (CE), Italy

Article history

Received: 04-05-2018

Revised: 20-05-2018

Accepted: 24-05-2018

Corresponding Author:

Florian Ion Tiberiu Petrescu
ARoTMM-IFToMM, Bucharest
Polytechnic University,
Bucharest, (CE), Romania
Email: scipub02@gmail.com

Abstract: The paper presents an original analytical method used in determining the forces within a triad structural group. If the triad is in the mechanical equivalent of the transistor in electronics, representing a very useful structural group, while the transistor is no longer a puzzlement from a long time period, the triad was not too studied analytically, generally being approached by graphic design methods, very elaborated, sometimes very difficult. For this reason, this paper tries to fill a gap in this field. A concrete example of calculation is also presented.

Keywords: Robots, Manipulators, Automation, Engines, Mechanical Transmissions, Kinematics, Forces, Dynamics, Dynamic Kinematics, Dynamic Forces

Introduction

A triad is a widely used asurical group, consisting of four elements and six kinematic couplings (Fig. 1).

The analytic cinematic of a triad was already presented in a previous paper (Petrescu *et al.*, 2018).

In presented paper one can show an original analytical method used in determining the forces within a triad structural group (Frățilă *et al.*, 2011; Pelecudi, 1967; Antonescu, 2000; Comănescu *et al.*, 2010; Aversa *et al.*, 2016a; 2016b; 2016c; 2016d; 2017a; 2017b; 2017c; 2017d; 2017e; Mirsayar *et al.*, 2017; Cao *et al.*, 2013; Dong *et al.*, 2013; De Melo *et al.*, 2012; Garcia *et al.*, 2007; Garcia-Murillo *et al.*, 2013; He *et al.*, 2013; Lee, 2013; Lin *et al.*, 2013; Liu *et al.*, 2013; Padula and Perdereau, 2013; Perumaal and Jawahar, 2013; Petrescu and Petrescu, 1995a; 1995b; 1997a; 1997b; 1997c; 2000a; 2000b; 2002a; 2002b; 2003; 2005a; 2005b; 2005c; 2005d; 2005e, 2016a; 2016b; 2016c; 2016d; 2016e; 2013; 2012a; 2012b; 2011; Petrescu *et al.*, 2009; 2016a; 2016b; 2016c; 2016d; 2016e; 2017a; 2017b; 2017c; 2017d; 2017e; 2017f; 2017g; 2017h; 2017i; 2017j; 2017k; 2017l; 2017m; 2017n; 2017o; 2017p; 2017q; 2017r; 2017s; 2017t; 2017u; 2017v; 2017w; 2017x; 2017y; 2017z; 2017aa; 2017ab; 2017ac; 2017ad; 2017ae; Petrescu and Calautit, 2016a; 2016b; Reddy *et al.*, 2012; Tabaković *et al.*, 2013; Tang *et al.*, 2013; Tong *et al.*, 2013; Wang *et al.*, 2013; Wen *et al.*, 2012; Antonescu and Petrescu, 1985; 1989; Antonescu *et al.*, 1985a; 1985b; 1986; 1987; 1988; 1994; 1997; 2000a; 2000b; 2001; List the First Flights, From Wikipedia; Chen and

Patton, 1999; Fernandez *et al.*, 2005; Fonod *et al.*, 2015; Lu *et al.*, 2015; 2016; Murray *et al.*, 2010; Palumbo *et al.*, 2012; Patre and Joshi, 2011; Sevil and Dogan, 2015; Sun and Joshi, 2009; Crickmore, 1997; Goodall, 2003; Graham, 2002; Jenkins, 2001; Landis and Dennis, 2005; Clément, Wikipedia; Cayley, Wikipedia; Coandă-1910, Wikipedia; Gunston, 2010; Laming, 2000; Norris, 2010; Goddard, 1916; Kaufman, 1959; Oberth, 1955; Cataldo, 2006; Gruener, 2006; Sherson *et al.*, 2006; Williams, 1995; Venkataraman, 1992; Oppenheimer and Volkoff, 1939; Michell, 1784; Droste, 1915; Finkelstein, 1958; Gorder, 2015; Hewish, 1970).

Figure 2 shows the forces at a triad 6R.

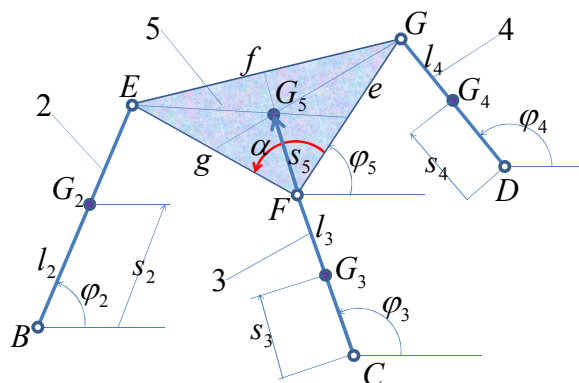


Fig. 1: A triad is a widely used asurical group, consisting of four elements and six kinematic couplings

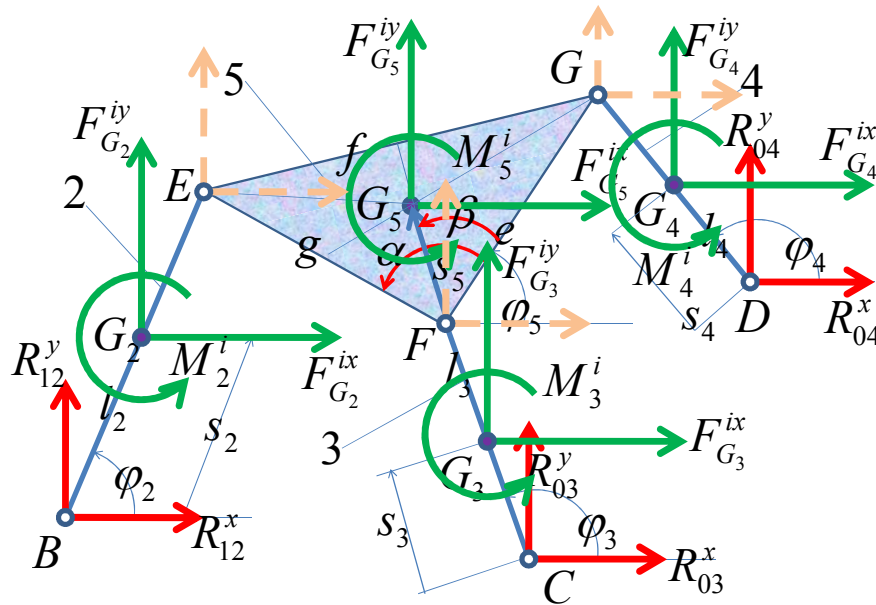


Fig. 2: The forces at a triad 6R

Materials and Methods

The inertial forces torsor (Fig. 2) is expressed with relations (I):

$$\begin{cases} F_{G_2}^{ix} = -m_2 \cdot \ddot{x}_{G_2} \\ F_{G_2}^{iy} = -m_2 \cdot \ddot{y}_{G_2} \\ M_2^i = -J_{G_2} \cdot \varepsilon_2 \end{cases} \quad \begin{cases} F_{G_3}^{ix} = -m_3 \cdot \ddot{x}_{G_3} \\ F_{G_3}^{iy} = -m_3 \cdot \ddot{y}_{G_3} \\ M_3^i = -J_{G_3} \cdot \varepsilon_3 \end{cases} \quad (I)$$

$$\begin{cases} F_{G_4}^{ix} = -m_4 \cdot \ddot{x}_{G_4} \\ F_{G_4}^{iy} = -m_4 \cdot \ddot{y}_{G_4} \\ M_4^i = -J_{G_4} \cdot \varepsilon_4 \end{cases} \quad \begin{cases} F_{G_5}^{ix} = -m_5 \cdot \ddot{x}_{G_5} \\ F_{G_5}^{iy} = -m_5 \cdot \ddot{y}_{G_5} \\ M_5^i = -J_{G_5} \cdot \varepsilon_5 \end{cases}$$

For a partial decoupling of the coupling reactions, a sum of moments from element 2 to point E, a sum of moments from element 3 from point F, is written first, a sum of moments from the entire triad to point D and a sum of moments relative to the G point on the elements (2, 3, 5).

This creates a linear system of four degree equations with four unknowns $R_{12}^x, R_{12}^y, R_{03}^x, R_{03}^y$. It is solved by determinants and then two sums of forces are written over the entire triad projected on the axes x and y respectively, from which the last two reactions from the input couplers are obtained, R_{04}^x and R_{04}^y .

There are sums of forces projected on the x and y axes, on element 2, then on element 3 and finally on element 4. They also donate the reaction pairs from the inner couplers of triad 6R.

Results and Discussion

As an example of calculation one will present a main mechanism of an original engine (Fig. 3).

When the mechanism is driven by the piston, by eliminating the leading element, a triad-type structural group is obtained.

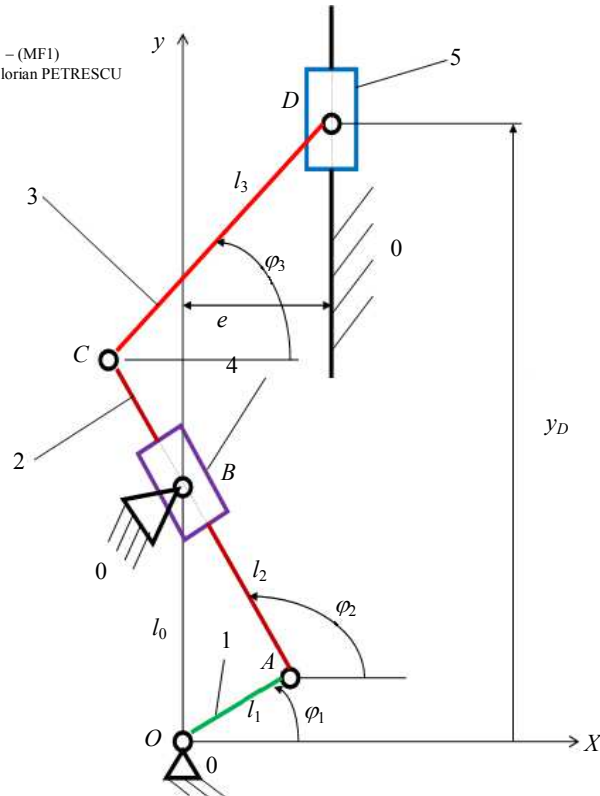
We can write these forces and speeds (relations of the system 1). The first change of presented model, having seeable the classical model (the engine mechanism of an Otto motor), is that we can use two connecting-rod, (elements 2 and 3) and also the use of the B couple, a twin couple: Of rotation and translation. Proposed new motor mechanism could be a new mechanism and his practicality is completely different from the classical mechanism's known. The nice advantage of this new mechanism is that it is regulated to own a high zone of constant acceleration of the mechanism piston (the part range five). The potency of this mechanism is that the same just like the Otto mechanism. The structural cluster 2-4 (a dyad) will improve the motor practicality while not harm of power. The mechanics relations with kinematic functions are the subsequent (1-11):

$$a^2 = l_0^2 + l_1^2 - 2 \cdot l_0 \cdot l_1 \cdot \sin \varphi_1 \quad (1)$$

$$\cos \varphi_2 = -\frac{l_1 \cdot \cos \varphi_1}{a} \quad (2)$$

$$\cos \varphi_3 = \frac{e - l_1 \cdot \cos \varphi_1 - l_2 \cdot \cos \varphi_2}{l_3} \quad (3)$$

MOTOR FLORIO 1 – (MF1)
 © Copyright 2003 Florian PETRESCU



Annex Fig. 7 MF1 kinematics outline

Fig. 3: MF1 kinematics outline

$$y_D = l_1 \cdot \sin \varphi_1 + l_2 \cdot \sin \varphi_2 + l_3 \cdot \sin \varphi_3 \quad (4)$$

$$\omega_2 = -\frac{l_1 \cdot \cos(\varphi_1 - \varphi_2)}{a} \cdot \omega_1 \quad (5)$$

$$\dot{a} = -\frac{l_0 \cdot l_1 \cdot \omega_1 \cdot \cos \varphi_1}{a} \quad (6)$$

$$\left\{ \omega_3 = \frac{l_1 \cdot \omega_1}{a \cdot l_3} \cdot \left[\begin{array}{l} l_0 \cdot \cos \varphi_1 \cdot \sin(\varphi_3 - \varphi_2) + \\ b \cdot \cos(\varphi_1 - \varphi_2) \cdot \cos(\varphi_3 - \varphi_2) \end{array} \right] \right. \quad (7)$$

$$\dot{y}_D = \omega_1 \cdot l_1 \cdot \cos \varphi_1 + \omega_2 \cdot l_2 \cdot \cos \varphi_2 + \omega_3 \cdot l_3 \cdot \cos \varphi_3 \quad (8)$$

$$\varepsilon_2 = \frac{l_1 \cdot \omega_1 \cdot (\omega_1 - \omega_2) \cdot \sin(\varphi_1 - \varphi_2) - \omega_2 \cdot \dot{a}}{a} \quad (9)$$

$$\left\{ \varepsilon_3 = \frac{l_1 \cdot \omega_1}{a \cdot l_3} \cdot \left[\begin{array}{l} -l_0 \cdot \omega_1 \cdot \sin \varphi_1 \cdot \sin(\varphi_3 - \varphi_2) \\ + l_0 \cdot (\omega_3 - \omega_2) \cdot \cos \varphi_1 \cdot \cos(\varphi_3 - \varphi_2) \\ - b \cdot (\omega_1 - \omega_2) \cdot \sin(\varphi_1 - \varphi_2) \\ \cdot \cos(\varphi_3 - \varphi_2) - b \cdot (\omega_3 - \omega_2) \\ \cdot \cos(\varphi_1 - \varphi_2) \cdot \sin(\varphi_3 - \varphi_2) \end{array} \right] - \frac{\dot{a}}{a} \cdot \omega_3 \right. \quad (10)$$

$$\left\{ \ddot{y}_D = -\omega_1^2 \cdot l_1 \cdot \sin \varphi_1 - \omega_2^2 \cdot l_2 \cdot \sin \varphi_2 + \right. \quad (11)$$

$$\left. \varepsilon_2 \cdot l_2 \cdot \cos \varphi_2 - \omega_3^2 \cdot l_3 \cdot \sin \varphi_3 + \varepsilon_3 \cdot l_3 \cdot \cos \varphi_3 \right.$$

One can determine the momentary mechanical efficiency, when the mechanism works like a steam roller, if it determines the forces distribution from the crank to the piston (Fig. 4); relations 12-19:

$$\begin{cases} F_n = F_m \cdot \sin(\varphi_2 - \varphi_1) \\ F_{\tau_A} = F_m \cdot \cos(\varphi_2 - \varphi_1) \end{cases} \quad (12)$$

$$F_{\tau_C} = \frac{a}{b} \cdot F_{\tau_A} = \frac{a}{b} \cdot F_m \cdot \cos(\varphi_2 - \varphi_1) \quad (13)$$

$$\begin{cases} F_n' = F_n \cdot \cos(\varphi_2 - \varphi_3) \\ F_{\tau_C}' = F_{\tau_C} \cdot \sin(\varphi_2 - \varphi_3) \end{cases} \quad (14)$$

$$\begin{cases} F_T = F_n' + F_{\tau_C}' = F_n \cdot \cos(\varphi_2 - \varphi_3) + \\ F_{\tau_C} \cdot \sin(\varphi_2 - \varphi_3) = F_m \cdot \sin(\varphi_2 - \varphi_1) \cdot \cos(\varphi_2 - \varphi_3) \\ + \frac{a}{b} \cdot F_m \cdot \cos(\varphi_2 - \varphi_1) \cdot \sin(\varphi_2 - \varphi_3) \\ = F_m \cdot \left[\begin{array}{l} \sin(\varphi_2 - \varphi_1) \cdot \cos(\varphi_2 - \varphi_3) + \\ \frac{a}{b} \cdot \cos(\varphi_2 - \varphi_1) \cdot \sin(\varphi_2 - \varphi_3) \end{array} \right] \end{cases} \quad (15)$$

$$\begin{cases} F_U = F_T \cdot \sin \varphi_3 \\ F_R = F_T \cdot \cos \varphi_3 \end{cases} \quad (16)$$

MOTOR FLORIO 1-MF1
 © 2003 Florian PETRESCU
 The Copyright-Law
 Of March, 01, 1989
 U.S. Copyright Office
 Library of Congress
 Washington, DC 20559-6000
 202-707-3000

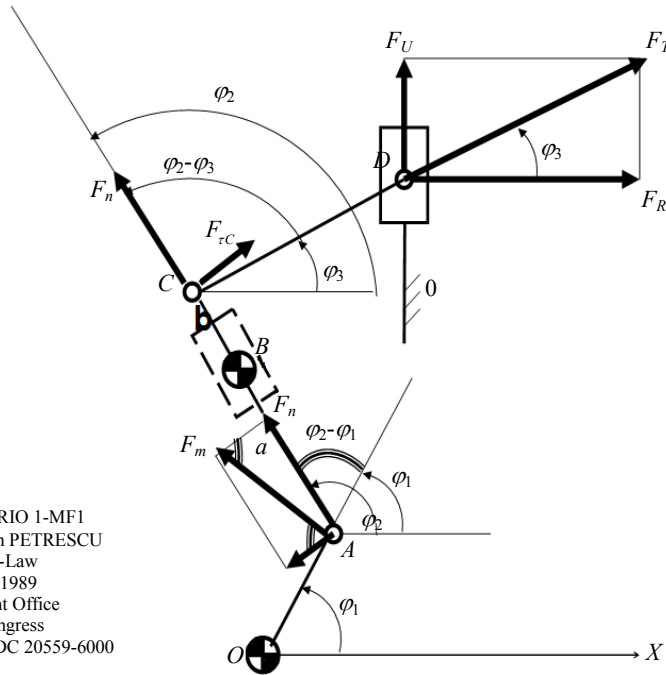


Fig. 4: The MF1 distribution of forces, when the mechanism works like a steam roller

$$\left\{ \begin{aligned} F_U = F_m \cdot \sin \varphi_3 \cdot \left[\begin{aligned} &\sin(\varphi_2 - \varphi_1) \cdot \cos(\varphi_2 - \varphi_3) \\ &+ \frac{a}{b} \cdot \cos(\varphi_2 - \varphi_1) \cdot \sin(\varphi_2 - \varphi_3) \end{aligned} \right] \end{aligned} \right. \quad (17)$$

$$\left\{ \begin{aligned} F_n &= F_N \cdot \cos(\varphi_2 - \varphi_3) \\ F_{\tau_c} &= F_N \cdot \sin(\varphi_2 - \varphi_3) \end{aligned} \right. \quad (21)$$

$$\left\{ \begin{aligned} v_U = v_m \cdot \left[\begin{aligned} &\cos \varphi_1 - \frac{l_2 \cdot \cos \varphi_2 \cdot \cos(\varphi_1 - \varphi_2)}{a} \\ &l_0 \cdot \cos \varphi_1 \cdot \sin(\varphi_3 - \varphi_2) \\ &+ \frac{b \cdot \cos(\varphi_1 - \varphi_2) \cdot \cos(\varphi_3 - \varphi_2)}{a} \cdot \cos \varphi_3 \end{aligned} \right] \end{aligned} \right. \quad (18)$$

$$F_{\tau_A} = \frac{b}{a} \cdot F_{\tau_c} = \frac{b}{a} \cdot F_m \cdot \sin \varphi_3 \cdot \sin(\varphi_2 - \varphi_3) \quad (22)$$

$$\left\{ \begin{aligned} F_{u1} &= F_n \cdot \sin(\varphi_1 - \varphi_2) \\ F_{u2} &= -F_{\tau_A} \cdot \cos(\varphi_1 - \varphi_2) \end{aligned} \right. \quad (23)$$

$$\left\{ \begin{aligned} \eta_{ic} = \frac{F_U \cdot v_U}{F_m \cdot v_m} = \sin \varphi_3 \cdot \left[\begin{aligned} &\sin(\varphi_2 - \varphi_1) \cdot \cos(\varphi_2 - \varphi_3) \\ &+ \frac{a}{b} \cdot \cos(\varphi_2 - \varphi_1) \cdot \sin(\varphi_2 - \varphi_3) \end{aligned} \right] \cdot \left[\begin{aligned} &\cos \varphi_1 - \frac{l_2 \cdot \cos \varphi_2 \cdot \cos(\varphi_1 - \varphi_2)}{a} \\ &+ \frac{l_0 \cdot \cos \varphi_1 \cdot \sin(\varphi_3 - \varphi_2) + b \cdot \cos(\varphi_1 - \varphi_2) \cdot \cos(\varphi_3 - \varphi_2)}{a} \\ &\cdot \cos \varphi_3 \end{aligned} \right] \end{aligned} \right. \quad (19)$$

$$\left\{ \begin{aligned} F_u = F_{u1} + F_{u2} = F_m \cdot \sin \varphi_3 \cdot \left[\begin{aligned} &\cos(\varphi_2 - \varphi_3) \cdot \sin(\varphi_1 - \varphi_2) \\ &- \frac{b}{a} \cdot \sin(\varphi_2 - \varphi_3) \cdot \cos(\varphi_1 - \varphi_2) \end{aligned} \right] \end{aligned} \right. \quad (24)$$

It can determine the instant mechanical yield when the mechanism works as a motor, if one determines the forces distribution from the motor piston to the motor crank (Fig. 5); see relations (20-25):

$$\left\{ \begin{aligned} F_N &= F_m \cdot \sin \varphi_3 \\ F_R &= F_m \cdot \cos \varphi_3 \end{aligned} \right. \quad (20)$$

$$\left\{ \begin{aligned} N &= -\sin \varphi_3 \cdot \left[\begin{aligned} &\cos(\varphi_2 - \varphi_3) \cdot \sin(\varphi_1 - \varphi_2) \\ &- \frac{b}{a} \cdot \sin(\varphi_2 - \varphi_3) \cdot \cos(\varphi_1 - \varphi_2) \end{aligned} \right] \\ n &= \cos \varphi_1 + \cos \varphi_3 \cdot \frac{l_0 \cos \varphi_1 \sin(\varphi_3 - \varphi_2) + b \cos(\varphi_1 - \varphi_2) \cos(\varphi_3 - \varphi_2)}{a} \\ \mu_{iM} &= \frac{N}{n} \end{aligned} \right. \quad (25)$$

MOTOR FLORIO 1-MF1
 © 2003 Florian PETRESCU
 The Copyright-Law
 of March, 01, 1989
 U.S. Copyright Office
 Library of Congress
 Washington, DC 20559-6000
 202-707-3000

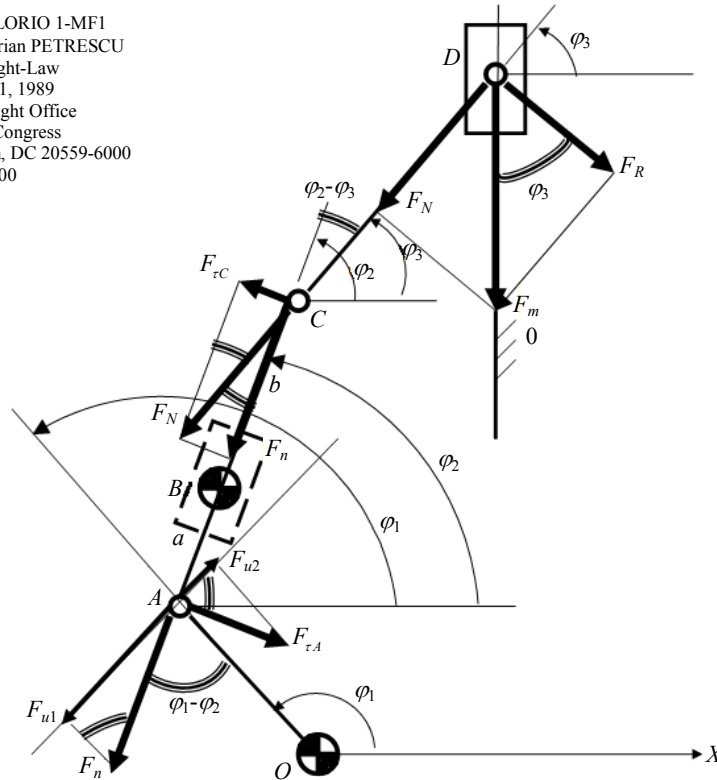


Fig. 5: The MF1 distribution of forces, when the mechanism works like a motor

The dynamic yield of the mechanism is the same at any moment (when the motor mechanism works as a steam roller and when it's working as an engine). It can be calculated approximately with the relationship (26). It can calculate the exactly instantly dynamic yield of the motor mechanism, if one takes in use the dynamic velocities (in this situation the distribution of the velocities is the same as the distribution of forces), the relations (27-29):

$$\left\{ \begin{aligned} \mu_i^D = \mu_{iM}^D = \eta_{iC}^D = \sin^2 \varphi_3 \cdot \sin^2 \tau \\ \text{with: } \tau = 2 \cdot \varphi_2 - \varphi_1 - \varphi_3 \end{aligned} \right. \quad (26)$$

$$\left\{ \begin{aligned} -\frac{F_u}{F_m} = \sin \varphi_3 \cdot \left[\frac{\sin(\varphi_2 - \varphi_1) \cdot \cos(\varphi_2 - \varphi_3)}{+ \frac{b}{a} \cdot \sin(\varphi_2 - \varphi_3) \cdot \cos(\varphi_2 - \varphi_1)} \right] \end{aligned} \right. \quad (27)$$

$$\left\{ \begin{aligned} -\frac{v_u}{v_m} = \sin \varphi_3 \cdot \left[\frac{\sin(\varphi_2 - \varphi_1) \cdot \cos(\varphi_2 - \varphi_3)}{+ \frac{a}{b} \cdot \sin(\varphi_2 - \varphi_3) \cdot \cos(\varphi_2 - \varphi_1)} \right] \end{aligned} \right. \quad (28)$$

$$\left\{ \mu_i^D = \sin^2 \varphi_3 \cdot \left\{ \begin{aligned} &\sin^2(\varphi_2 - \varphi_1) \cdot \cos^2(\varphi_2 - \varphi_3) + \\ &\sin^2(\varphi_2 - \varphi_3) \cdot \cos^2(\varphi_2 - \varphi_1) + \\ &\frac{a^2 + b^2}{4 \cdot a \cdot b} \cdot \sin[2 \cdot (\varphi_2 - \varphi_1)] \cdot \sin[2 \cdot (\varphi_2 - \varphi_3)] \end{aligned} \right\} \right. \quad (29)$$

One determines now the dynamic motor velocity (30) and the dynamic motor acceleration of the piston (31):

$$\left\{ v_D^{Din} = l_1 \cdot \omega_1 \cdot \sin \varphi_3 \cdot \left[\begin{aligned} &\sin(\varphi_2 - \varphi_1) \cdot \cos(\varphi_2 - \varphi_3) \\ &+ \frac{a}{b} \cdot \sin(\varphi_2 - \varphi_3) \cdot \cos(\varphi_2 - \varphi_1) \end{aligned} \right] \right. \quad (30)$$

$$\left\{ a_D^{Din} = \left[\begin{aligned} &\omega_3 \cdot \cos \varphi_3 \cdot \left[\begin{aligned} &\sin(\varphi_2 - \varphi_1) \cdot \cos(\varphi_2 - \varphi_3) \\ &+ \frac{a}{b} \cdot \cos(\varphi_2 - \varphi_1) \cdot \sin(\varphi_2 - \varphi_3) \end{aligned} \right] \\ &\cos(\varphi_2 - \varphi_1) \cdot \cos(\varphi_2 - \varphi_3) \cdot (\omega_2 - \omega_1) \\ &-\sin(\varphi_2 - \varphi_1) \cdot \sin(\varphi_2 - \varphi_3) \cdot (\omega_2 - \omega_3) \\ &-\frac{a}{b} \cdot \sin(\varphi_2 - \varphi_1) \cdot \sin(\varphi_2 - \varphi_3) \cdot (\omega_2 - \omega_1) \\ &+\sin \varphi_3 \cdot \left[\begin{aligned} &+\frac{a}{b} \cdot \cos(\varphi_2 - \varphi_1) \cdot \cos(\varphi_2 - \varphi_3) \cdot (\omega_2 - \omega_3) \\ &+\frac{\dot{a}}{b} \cdot \cos(\varphi_2 - \varphi_1) \cdot \sin(\varphi_2 - \varphi_3) \\ &+\frac{a \cdot \dot{a}}{b^2} \cdot \cos(\varphi_2 - \varphi_1) \cdot \sin(\varphi_2 - \varphi_3) \end{aligned} \right] \end{aligned} \right] \cdot l_1 \cdot \omega_1 \right. \quad (31)$$

Internal combustion engines carry us every day and doing this for 150 years. Although they started to be partially replaced by other engines (eg electric) the engines type diesel or Otto still remain the most used and loved.

Even if you would like immediate replacement of all vehicles equipped with internal combustion engines with electric motors, the work would not be possible than in 40-50 years, due to higher fleet reached today, which already exceeds one billion cars.

In current conditions, the only way to further reduce pollution caused by the huge car park is to further improve the characteristics of these engines and incur new rules to limit their pollution. For this reason we want to present in this study a new model of internal combustion engine, capable of running with reduced exhaust emissions.

When the motor constructive parameters values are different from the usual used values, the dynamic motor speeds and the dynamic motor acceleration of the new motor piston (see equations 30-31), are not the same as

the classical kinematics known values (see relations 8-11), (Fig. 6 and 7).

In this study was presented briefly a prototype internal combustion engine and the dynamic kinematics calculations.

In dynamic operation (Amoresano *et al.*, 2013), a motor mechanism works so that cinematic speeds are aligned after forces direction, which are imposed in turn by the linkages of mechanism.

This phenomenon occurs in any mechanism on dynamic regimes, when the rotation speed of the crank is higher than 100 [rpm]. For exemplification one presents below this distribution to a usual engines which is working in four times (Fig. 8), (Petrescu and Petrescu, 2014a; 2014b; 2014c).

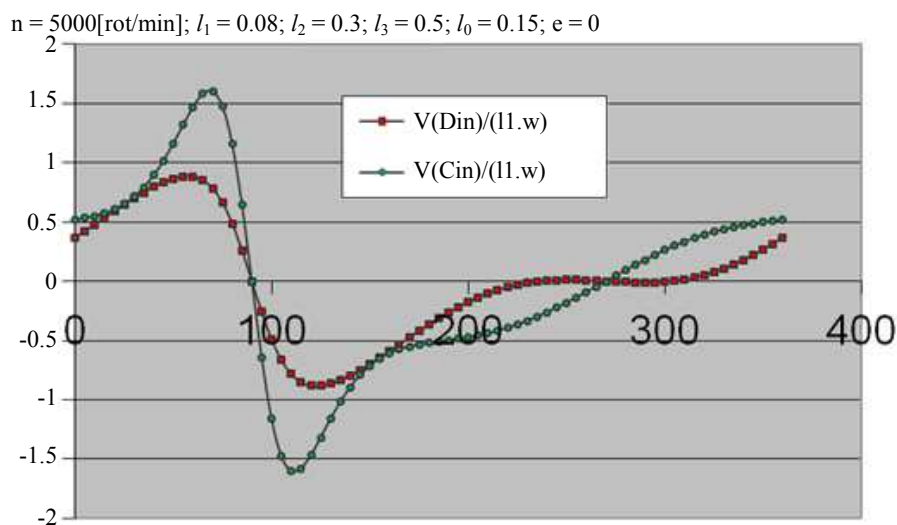


Fig. 6: The kinematical and dynamic velocities

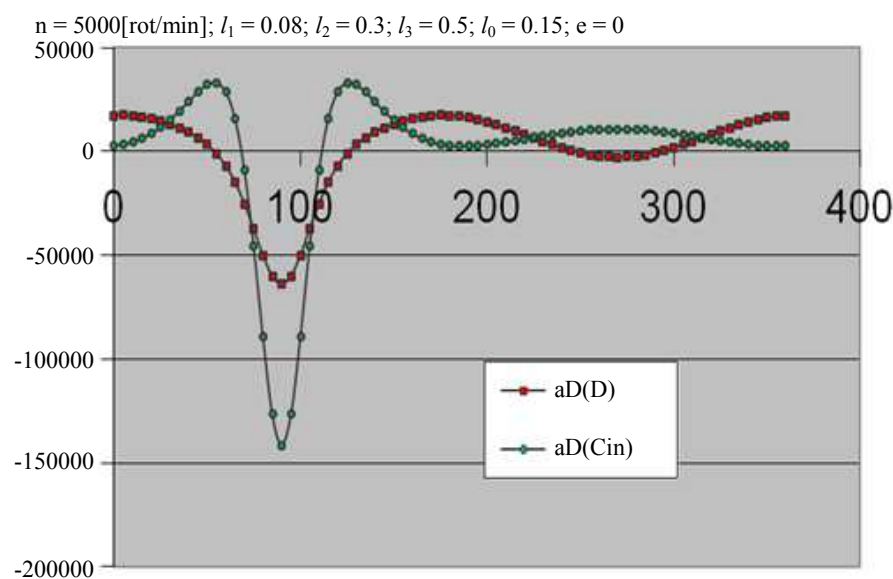


Fig. 7: The kinematical and dynamic accelerations

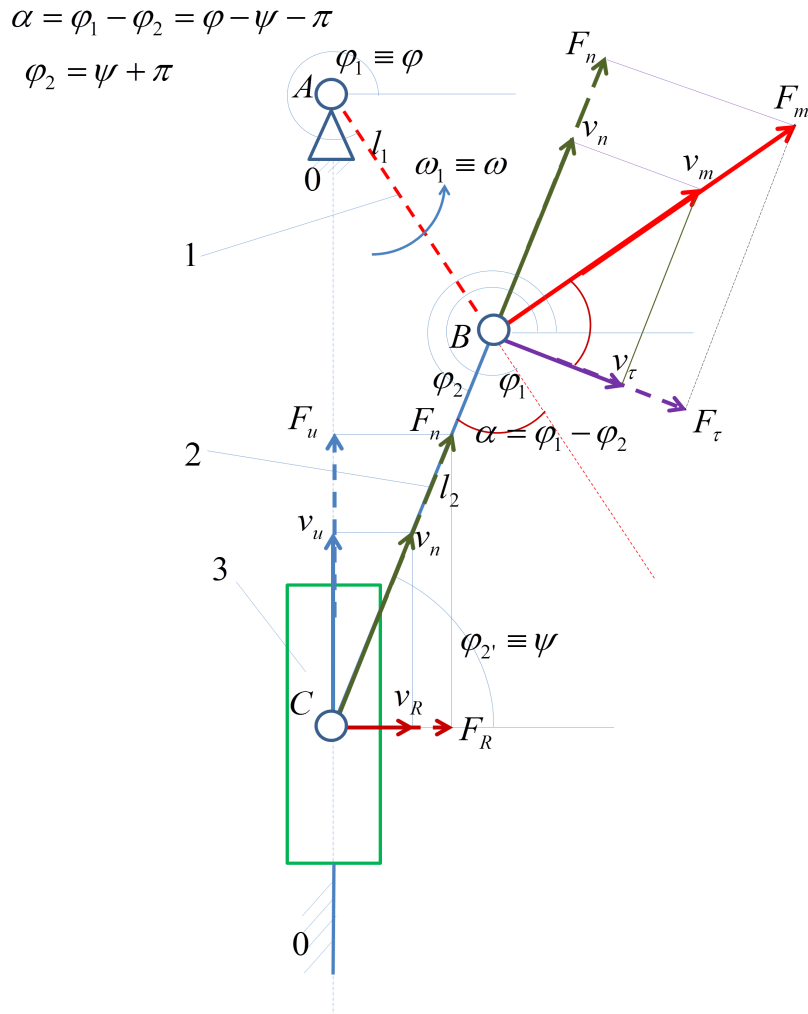


Fig. 8: The forces and velocities distribution in an engine mechanism, when it is operated of the crank (element 1)

Correct design of an internal combustion engine is made by lowering the ratio $\lambda = r / l$. Where r is the length of the crank and connecting rod length it is l . Stroke h must be and it as small as possible.

This goal is achieved by reducing the crank radius r . If we want to keep intact displacement (engine capacity) will have to grow the bore (R).

Modern engines (very high speed) will have an almost imperceptible race (stroke) and a great bore. The piston of such a motor will gain the appearance of a saucepan.

Conclusion

The paper presents the dynamic study of a triad in an original vision of the authors.

Was presented and an original engine model. This type of motor can improve the changes of gases and may decrease significantly the level of vibration, noises and emissions. In addition at this mechanism (of the new presented motor) and efficiency is higher.

These adjustments may be provided for some special dynamic calculation with an improved dynamic system, new created by authors.

Only any mechanisms have the same parameters for the classical and for the dynamic kinematics (gears, cams with plate followers).

To the presented motor mechanism the dynamic-kinematics is different from the classical-kinematics known, but when the constructive parameters are setting on normal values, the dynamic motor velocities and accelerations take the same values as the classical motor speeds and accelerations known.

In the presented article was showed a new model of an internal combustion engine, able to running with reduced exhaust emissions.

The new mechanism was designed and intended for industrial production.

As long as we produce electricity and heat by burning fossil fuels is pointless to try to replace all thermal engines with electric motors, as loss of energy and pollution will be

even larger. However, it is well to continuously improve the thermal engines, to reduce thus fuel consumption.

Acknowledgement

This text was acknowledged and appreciated by Dr. Veturia CHIROIU Honoric member of Technical Sciences Academy of Romania (ASTR) PhD supervisor in Mechanical Engineering.

Funding Information

Research contract: Contract number 36-5-4D/1986 from 24IV1985, beneficiary CNST RO (Romanian National Center for Science and Technology) Improving dynamic mechanisms internal combustion engines. All these matters are copyrighted. Copyrights: 548-cgiywDssin, from: 22-04-2010, 08:48:48.

Author's Contributions

All the authors contributed equally to prepare, develop and carry out this manuscript.

Ethics

This article is original and contains unpublished material. Authors declare that are not ethical issues and no conflict of interest that may arise after the publication of this manuscript.

References

Amoresano, A., V. Avagliano, V. Niola and G. Quaremba, 2013. The assessment of the in-cylinder pressure by means of the morpho-dynamical vibration analysis-methodology and application. *IREME J.*, 7: 999-1006.

Antonescu, P., 2000. *Mechanisms and Handlers*. 1st Edn., Printech Publishing House. Bucharest.

Antonescu, P. and F. Petrescu, 1985. Analytical method of synthesis of cam mechanism and flat stick. *Proceedings of the 4th International Symposium on Mechanism Theory and Practice*, (TPM' 85), Bucharest.

Antonescu, P. and F. Petrescu, 1989. Contributions to cinetoelastodynamic analysis of distribution mechanisms. Bucharest.

Antonescu, P., M. Oprean and F. Petrescu, 1985a. Contributions to the synthesis of oscillating cam mechanism and oscillating flat stick. *Proceedings of the 4th International Symposium on Theory and Practice of Mechanisms*, (TPM' 85), Bucharest.

Antonescu, P., M. Oprean and F. Petrescu, 1985b. At the projection of the oscillante cams, there are mechanisms and distribution variables. *Proceedings of the 5th Conference for Engines, Automobiles, Tractors and Agricultural Machines, I-Engines and Automobiles*, (AMA' 85), Brasov.

Antonescu, P., M. Oprean and F. Petrescu, 1986. Projection of the profile of the rotating camshaft acting on the oscillating plate with disengagement. *Proceedings of the 3rd National Computer Assisted Designing Symposium in Mechanisms and Machine Bodies*, (MOM' 86), Brasov.

Antonescu, P., M. Oprean and F. Petrescu, 1987. Dynamic analysis of the cam distribution mechanisms. *Proceedings of the 7th National Symposium of Industrial Robots and Spatial Mechanisms*, (IMS' 87), Bucharest.

Antonescu, P., M. Oprean and F. Petrescu, 1988. Analytical synthesis of Kurz profile, rotating flat cam. *Machine Build. Rev. Bucharest*.

Antonescu, P., F. Petrescu and O. Antonescu, 1994. Contributions to the synthesis of the rotating cam mechanism and the tip of the balancing tip. Brasov.

Antonescu, P., F. Petrescu and D. Antonescu, 1997. Geometrical synthesis of the rotary cam and balance tappet mechanism. Bucharest.

Antonescu, P., F. Petrescu and O. Antonescu, 2000a. Contributions to the synthesis of the rotary disc-cam profile. *Proceedings of the 8th International Conference on Theory of Machines and Mechanisms*, (TMM' 00), Liberec, Czech Republic, pp: 51-56.

Antonescu, P., F. Petrescu and O. Antonescu, 2000b. Synthesis of the rotary cam profile with balance follower. *Proceedings of the 8th Symposium on Mechanisms and Mechanical Transmissions*, (MMT' 000), Timișoara, pp: 39-44.

Antonescu, P., F. Petrescu and O. Antonescu, 2001. Contributions to the synthesis of mechanisms with rotary disc-cam. *Proceedings of the 8th IFToMM International Symposium on Theory of Machines and Mechanisms*, (TMM' 01), Bucharest, ROMANIA, pp: 31-36.

Aversa, R., R.V. Petrescu, A. Apicella and F.I.T. Petrescu, 2017a. Nano-diamond hybrid materials for structural biomedical application. *Am. J. Biochem. Biotechnol.*, 13: 34-41. DOI: 10.3844/ajbbsp.2017.34.41

Aversa, R., R.V. Petrescu, B. Akash, R.B. Bucinell and J.M. Corchado *et al.*, 2017b. Kinematics and forces to a new model forging manipulator. *Am. J. Applied Sci.*, 14: 60-80. DOI: 10.3844/ajassp.2017.60.80

Aversa, R., R.V. Petrescu, A. Apicella, F.I.T. Petrescu and J.K. Calautit *et al.*, 2017c. Something about the V engines design. *Am. J. Applied Sci.*, 14: 34-52. DOI: 10.3844/ajassp.2017.34.52

Aversa, R., D. Parcesepe, R.V. Petrescu, F. Berto and G. Chen *et al.*, 2017d. Processability of bulk metallic glasses. *Am. J. Applied Sci.*, 14: 294-301. DOI: 10.3844/ajassp.2017.294.301

Aversa, R., R.V. Petrescu, A. Apicella and F.I.T. Petrescu, 2017e. Modern transportation and photovoltaic energy for urban ecotourism. *Transylvanian Rev. Administrative Sci.*, 13: 5-20. DOI: 10.24193/tras.SI2017.1

- Aversa, R., F.I.T. Petrescu, R.V. Petrescu and A. Apicella, 2016a. Biomimetic FEA bone modeling for customized hybrid biological prostheses development. *Am. J. Applied Sci.*, 13: 1060-1067. DOI: 10.3844/ajassp.2016.1060.1067
- Aversa, R., D. Parcesepe, R.V. Petrescu, G. Chen and F.I.T. Petrescu *et al.*, 2016b. Glassy amorphous metal injection molded induced morphological defects. *Am. J. Applied Sci.*, 13: 1476-1482. DOI: 10.3844/ajassp.2016.1476.1482
- Aversa, R., R.V. Petrescu, F.I.T. Petrescu and A. Apicella, 2016c. Smart-factory: Optimization and process control of composite centrifuged pipes. *Am. J. Applied Sci.*, 13: 1330-1341. DOI: 10.3844/ajassp.2016.1330.1341
- Aversa, R., F. Tamburrino, R.V. Petrescu, F.I.T. Petrescu and M. Artur *et al.*, 2016d. Biomechanically inspired shape memory effect machines driven by muscle like acting NiTi alloys. *Am. J. Applied Sci.*, 13: 1264-1271. DOI: 10.3844/ajassp.2016.1264.1271
- Cao, W., H. Ding, Z. Bin and C. Ziming, 2013. New structural representation and digital-analysis platform for symmetrical parallel mechanisms. *Int. J. Adv. Robot. Sys.* DOI: 10.5772/56380
- Cataldo, R., 2006 Overview of planetary power system options for education. ITEA Human Exploration Project Authors, 2006, at Glenn Research Center, Brooke Park, OH.
- Cayley, G., From Wikipedia. The free encyclopedia.
- Chen, J. and R.J. Patton, 1999. Robust Model-Based Fault Diagnosis for Dynamic Systems. 1st Edn., Kluwer Academic Publisher, Boston.
- Clément, A., From Wikipedia. The free encyclopedia.
- Coandă-1910, From Wikipedia. The free encyclopedia.
- Comănescu, A., D. Comănescu, I. Dugăeşescu and A. Boureci, 2010. The Basics of Modeling Mechanisms. 1st Edn., Politehnica Press Publishing House, Bucharest, ISBN-10: 978-606-515-115-4, pp: 274.
- Crickmore, P.F., 1997. Lockheed's blackbirds-A-12, YF-12 and SR-71A. *Wings Fame*, 8: 30-93.
- Dong, H., N. Giakoumidis, N. Figueroa and N. Mavridis, 2013. Approaching behaviour monitor and vibration indication in developing a General Moving Object Alarm System (GMOAS). *Int. J. Adv. Robot. Sys.* DOI: 10.5772/56586
- Droste, J., 1915. On the field of a single centre in Einstein's theory of gravitation. *Koninklijke Nederlandsche Akademie van Wetenschappen Proc.*, 17: 998-1011.
- De Melo, L.F., R.A., S.F. Rosário and J.M., Rosário, 2012. Mobile robot navigation modelling, control and applications. *Int. Rev. Modell. Simulations*, 5: 1059-1068.
- Fernandez, V., F. Luis, L.F. Penin, J. Araujo and A. Caramagno, 2005. Modeling and FDI specification of a RLV Re-entry for robust estimation of sensor and actuator faults. Proceedings of the AIAA Guidance, Navigation and Control Conference and Exhibit, Aug. 15-18, San Francisco. DOI: 10.2514/6.2005-6254
- Finkelstein, D., 1958. Past-future asymmetry of the gravitational field of a point particle. *Physical Rev.*, 110: 965-967.
- Fonod, R., D. Henry, C. Charbonnel and E. Bornschlegel, 2015. Position and attitude model-based thruster fault diagnosis: A comparison study. *J. Guidance Control Dynam.*, 38: 1012-1026. DOI: 10.2514/1.G000309
- Frăţilă, G., M. Frăţilă and S. Samoilă, 2011. Automobiles, Construction, Exploitation, Repair. 10th Edn., EDP, Bucharest, ISBN-10: 978-973-30-2857-4.
- Garcia, E., M.A. Jimenez, P.G. De Santos and M. Armada, 2007. The evolution of robotics research. *IEEE Robot. Autom. Magaz.*, 14: 90-103. DOI: 10.1109/MRA.2007.339608
- Garcia-Murillo, M., J. Gallardo-Alvarado and E. Castillo-Castaneda, 2013. Finding the generalized forces of a series-parallel manipulator. *IJARS*. DOI: 10.5772/53824
- Goddard, 1916. Rocket apparatus patent December 15, 1916, Smithsonian Institution Archives.
- Goodall, J., 2003. Lockheed's SR-71 "Blackbird" Family. 1st Edn., Aerofax/Midland Publishing, Hinckley, UK, ISBN-10: 1-85780-138-5.
- Gorder, P.F., 2015. What's on the surface of a black hole? Not a "firewall"—and the nature of the universe depends on it, a physicist explains.
- Graham, R.H., 2002. SR-71 Blackbird: Stories, Tales and Legends. 1st Edn., Zenith Imprint, North Branch, Minnesota, ISBN-10: 1610607503.
- Gruener, J.E., 2006. Lunar exploration (Presentation to ITEA Human Exploration Project Authors, November 2006, at Johnson Space Center). Houston, TX.
- Gunston, B., 2010. Airbus: The Complete Story. 1st Edn., Haynes Publishing UK, Sparkford, ISBN-10: 1844255859, pp: 288.
- He, B., Z. Wang, Q. Li, H. Xie and R. Shen, 2013. An analytic method for the kinematics and dynamics of a multiple-backbone continuum robot. *IJARS*. DOI: 10.5772/54051
- Hewish, A., 1970. Pulsars. *Ann. Rev. Astronomy Astrophys.*, 8: 265-296.
- Jenkins, D.R., 2001. Lockheed Secret Projects: Inside the Skunk Works. 1st Edn., Zenith Imprint, St. Paul, Minnesota: MBI Publishing Company, ISBN-10: 1610607287.
- Kaufman, H.R., 1959. Installations at NASA Glenn.

- Laming, T., 2000. Airbus A320. 1st Edn., Zenith Press.
- Landis, T.R. and D.R. Jenkins, 2005. Lockheed Blackbirds. 1st Edn., Specialty Press, North Branch, ISBN-10: 1580070868, pp: 104.
- Lee, B.J., 2013. Geometrical derivation of differential kinematics to calibrate model parameters of flexible manipulator. *Int. J. Adv. Robot. Syst.* DOI: 10.5772/55592
- Lin, W., B. Li, X. Yang and D. Zhang, 2013. Modelling and control of inverse dynamics for a 5-DOF parallel kinematic polishing machine. *Int. J. Adv. Robot. Sys.* DOI: 10.5772/54966
- List the First Flights, From Wikipedia, free encyclopedia.
- Liu, H., W. Zhou, X. Lai and S. Zhu, 2013. An efficient inverse kinematic algorithm for a PUMA560-structured robot manipulator. *IJARS.* DOI: 10.5772/56403
- Lu, P., L. Van Eykeren, E.J. Van Kampen and Q.P. Chu, 2015. Selective-reinitialization multiple-model adaptive estimation for fault detection and diagnosis. *J. Guidance Control Dynam.*, 38: 1409-1424. DOI: 10.2514/1.G000587
- Lu, P., L. Van Eykeren, E. van Kampen, C. C. de Visser and Q.P. Chu, 2016. Adaptive three-step kalman filter for air data sensor fault detection and diagnosis. *J. Guidance Control Dynam.*, 39: 590-604. DOI: 10.2514/1.G001313
- Michell, J., 1784. On the means of discovering the distance, magnitude and c. of the fixed stars, in consequence of the diminution of the velocity of their light, in case such a diminution should be found to take place in any of them and such other data should be procured from observations, as would be farther necessary for that purpose. *Philosophical Trans. Royal Society*, 74: 35-57. DOI: 10.1098/rstl.1784.0008
- Mirsayar, M.M., V.A. Joneidi, R.V. Petrescu, F.I.T. Petrescu and F. Berto, 2017. Extended MTSN criterion for fracture analysis of soda lime glass. *Eng. Fracture Mechan.*, 178: 50-59. DOI: 10.1016/j.engfracmech.2017.04.018
- Murray, K., A. Marcos and L.F. Penin, 2010. Development and testing of a GNC-FDI filter for a reusable launch vehicle during ascent. *Proceedings of the AIAA Guidance, Navigation and Control Conference*, Aug. 2-5, Toronto, Ontario Canada. DOI: 10.2514/6.2010-8195
- Norris, G., 2010. Airbus A380: Superjumbo of the 21st Century. 1st Edn., Zenith Press.
- Oberth, H., 1955. They come from outer space. *Flying Saucer Rev.*, 1: 12-14.
- Oppenheimer, J.R. and G.M. Volkoff, 1939. On massive neutron cores. *Physical Rev.*, 55: 374-381.
- Padula, F. and V. Perdereau, 2013. An on-line path planner for industrial manipulators. *Int. J. Adv. Robot. Syst.* DOI: 10.5772/55063
- Palumbo, R., G. Morani, M. De Stefano Fumo, C. Richiello and M. Di Donato *et al.*, 2012. Concept study of an atmospheric reentry using a winged unmanned space vehicle. *Proceedings of the 18th AIAA/3AF International Space Planes and Hypersonic Systems and Technologies Conference*, Sept. 24-28, Tours, France. DOI: 10.2514/6.2012-5857
- Patre, P. and S.M. Joshi, 2011. Accommodating sensor bias in MRAC for state tracking. *Proceedings of the AIAA Guidance, Navigation and Control Conference*, Aug. 8-11, The American Institute of Aeronautics and Astronautics, USA. DOI: 10.2514/6.2011-6605
- Pelecudi, C., 1967. The Basics of mechanism analysis. Publishing house: Academy of the People's Republic of Romania.
- Perumaal, S. and N. Jawahar, 2013. Automated trajectory planner of industrial robot for pick-and-place task. *IJARS.* DOI: 10.5772/53940
- Petrescu, F. and R. Petrescu, 1995a. Contributions to optimization of the polynomial motion laws of the stick from the internal combustion engine distribution mechanism. Bucharest.
- Petrescu, F. and R. Petrescu, 1995b. Contributions to the synthesis of internal combustion engine distribution mechanisms. Bucharest.
- Petrescu, F. and R. Petrescu, 1997a. Dynamics of cam mechanisms (exemplified on the classic distribution mechanism). Bucharest.
- Petrescu, F. and R. Petrescu, 1997b. Contributions to the synthesis of the distribution mechanisms of internal combustion engines with Cartesian coordinate method. Bucharest.
- Petrescu, F. and R. Petrescu, 1997c. Contributions to maximizing polynomial laws for the active stroke of the distribution mechanism from internal combustion engines. Bucharest.
- Petrescu, F. and R. Petrescu, 2000a. Synthesis of distribution mechanisms by the rectangular (cartesian) coordinate method. University of Craiova, Craiova.
- Petrescu, F. and R. Petrescu, 2000b. The design (synthesis) of cams using the polar coordinate method (the triangle method). University of Craiova, Craiova.
- Petrescu, F. and R. Petrescu, 2002a. Motion laws for cams. *Proceedings of the 7th National Symposium with International Participation Computer Assisted Design, (PAC' 02)*, Braşov, pp: 321-326.
- Petrescu, F. and R. Petrescu, 2002b. Camshaft dynamics elements. *Proceedings of the 7th National Symposium with International Participation Computer Assisted Design, (PAC' 02)*, Braşov, pp: 327-332.

- Petrescu, F. and R. Petrescu, 2003. Some elements regarding the improvement of the engine design. Proceedings of the 8th National Symposium, Descriptive Geometry, Technical Graphics and Design, (GTD' 03), Braşov, pp: 353-358.
- Petrescu, F. and R. Petrescu, 2005a. The cam design for a better efficiency. Proceedings of the International Conference on Engineering Graphics and Design, (EGD' 05), Bucharest, pp: 245-248.
- Petrescu, F. and R. Petrescu, 2005b. Contributions at the dynamics of cams. Proceedings of the 9th IFToMM International Symposium on Theory of Machines and Mechanisms, (TMM' 05), Bucharest, Romania, pp: 123-128.
- Petrescu, F. and R. Petrescu, 2005c. Determining the dynamic efficiency of cams. Proceedings of the 9th IFToMM International Symposium on Theory of Machines and Mechanisms, (TMM' 05), Bucharest, Romania, pp: 129-134.
- Petrescu, F. and R. Petrescu, 2005d. An original internal combustion engine. Proceedings of the 9th IFToMM International Symposium on Theory of Machines and Mechanisms, (TMM' 05), Bucharest, Romania, pp: 135-140.
- Petrescu, F. and R. Petrescu, 2005e. Determining the mechanical efficiency of Otto engine's mechanism. Proceedings of the 9th IFToMM International Symposium on Theory of Machines and Mechanisms, (TMM' 05), Bucharest, Romania, pp: 141-146.
- Petrescu, F. and V. Petrescu, 2014a. Balancing otto engines. *Int. Rev. Mechanical Eng.*, 8: 473-480.
- Petrescu, F. and R. Petrescu, 2014b. Determination of the yield of internal combustion thermal engines. *Int. Rev. Mechanical Eng.*, 8: 62-67.
- Petrescu, F. and R. Petrescu, 2014c. Forces of internal combustion heat engines. *Int. Rev. Modell. Simulat.*, 7: 206-212.
- Petrescu, F.I. and R.V. Petrescu, 2013. Cinematics of the 3R Dyad. *Engevista*, 15: 118-124.
- Petrescu, F.I.T. and R.V. Petrescu, 2012a. The Aviation History. Publisher: Books On Demand, ISBN-13: 978-3848230778.
- Petrescu, F.I. and R.V. Petrescu, 2012b. Mecatronica-Sisteme Seriale si Paralele. Create Space Publisher, USA, ISBN-10: 978-1-4750-6613-5, pp: 128.
- Petrescu, F.I. and R.V. Petrescu, 2011. Mechanical Systems, Serial and Parallel-Course (in Romanian). 1st Edn., LULU Publisher, London, UK, ISBN-10: 978-1-4466-0039-9, pp: 124.
- Petrescu, F.I. and R.V. Petrescu, 2016a. Parallel moving mechanical systems kinematics, *Engevista*, 18: 455-491.
- Petrescu, F.I. and R.V. Petrescu, 2016b. Direct and inverse kinematics to the Anthropomorphic Robots, *Engevista*, 18: 109-124.
- Petrescu, F. and R. Petrescu, 2016c. An otto engine dynamic model. *IJM&P*, 7: 038-048.
- Petrescu, F.I. and R.V. Petrescu, 2016d. Otto motor dynamics, *Geintec*, 6: 3392-3406.
- Petrescu, F.I. and R.V. Petrescu, 2016e. Dynamic cinematic to a structure 2R. *Geintec*, 6: 3143-3154.
- Petrescu, F.I., B. Grecu, A. Comanescu and R.V. Petrescu, 2009. Some mechanical design elements. Proceeding of the International Conference on Computational Mechanics and Virtual Engineering, (MEC' 09), Braşov, pp: 520-525.
- Petrescu, R.V., R. Aversa, A. Apicella, M.M. Mirsayar and F.I.T. Petrescu, 2016a. About the gear efficiency to a simple planetary train. *Am. J. Applied Sci.*, 13: 1428-1436.
- Petrescu, R.V., R. Aversa, A. Apicella, S. Li and G. Chen *et al.*, 2016b. Something about electron dimension. *Am. J. Applied Sci.*, 13: 1272-1276.
- Petrescu, F.I.T., A. Apicella, R. Aversa, R.V. Petrescu and J.K. Calautit *et al.*, 2016c. Something about the mechanical moment of inertia. *Am. J. Applied Sci.*, 13: 1085-1090.
- Petrescu, R.V., R. Aversa, A. Apicella, F. Berto and S. Li *et al.*, 2016d. Ecosphere protection through green energy. *Am. J. Applied Sci.*, 13: 1027-1032.
- Petrescu, F.I.T., A. Apicella, R.V. Petrescu, S.P. Kozaitis and R.B. Bucinell *et al.*, 2016e. Environmental protection through nuclear energy. *Am. J. Applied Sci.*, 13: 941-946.
- Petrescu, F.I.T. and J.K. Calautit, 2016a. About nano fusion and dynamic fusion. *Am. J. Applied Sci.*, 13: 261-266.
- Petrescu, F.I.T. and J.K. Calautit, 2016b. About the light dimensions. *Am. J. Applied Sci.*, 13: 321-325.
- Petrescu, R.V., R. Aversa, B. Akash, R. Bucinell and J. Corchado *et al.*, 2017a. Modern propulsions for aerospace-a review. *J. Aircraft Spacecraft Technol.*, 1: 1-8. DOI: 10.3844/jastsp.2017.1.8
- Petrescu, R.V., R. Aversa, B. Akash, R. Bucinell and J. Corchado *et al.*, 2017b. Modern propulsions for aerospace-part II. *J. Aircraft Spacecraft Technol.*, 1: 9-17. DOI: 10.3844/jastsp.2017.9.17
- Petrescu, R.V., R. Aversa, B. Akash, R. Bucinell and J. Corchado *et al.*, 2017c. History of aviation-a short review. *J. Aircraft Spacecraft Technol.*, 1: 30-49. DOI: 10.3844/jastsp.2017.30.49
- Petrescu, R.V., R. Aversa, B. Akash, R. Bucinell and J. Corchado *et al.*, 2017d. Lockheed martin-a short review. *J. Aircraft Spacecraft Technol.*, 1: 50-68. DOI: 10.3844/jastsp.2017.50.68
- Petrescu, R.V., R. Aversa, B. Akash, J. Corchado and F. Berto *et al.*, 2017e. Our universe. *J. Aircraft Spacecraft Technol.*, 1: 69-79. DOI: 10.3844/jastsp.2017.69.79
- Petrescu, R.V., R. Aversa, B. Akash, J. Corchado and F. Berto *et al.*, 2017f. What is a UFO? *J. Aircraft Spacecraft Technol.*, 1: 80-90. DOI: 10.3844/jastsp.2017.80.90

- Petrescu, R.V., R. Aversa, B. Akash, J. Corchado and F. Berto *et al.*, 2017g. About bell helicopter FCX-001 concept aircraft-a short review. *J. Aircraft Spacecraft Technol.*, 1: 91-96.
DOI: 10.3844/jastsp.2017.91.96
- Petrescu, R.V., R. Aversa, B. Akash, J. Corchado and F. Berto *et al.*, 2017h. Home at airbus. *J. Aircraft Spacecraft Technol.*, 1: 97-118.
DOI: 10.3844/jastsp.2017.97.118
- Petrescu, R.V., R. Aversa, B. Akash, J. Corchado and F. Berto *et al.*, 2017i. Airlander. *J. Aircraft Spacecraft Technol.*, 1: 119-148.
DOI: 10.3844/jastsp.2017.119.148
- Petrescu, R.V., R. Aversa, B. Akash, J. Corchado and F. Berto *et al.*, 2017j. When boeing is dreaming-a review. *J. Aircraft Spacecraft Technol.*, 1: 149-161.
DOI: 10.3844/jastsp.2017.149.161
- Petrescu, R.V., R. Aversa, B. Akash, J. Corchado and F. Berto *et al.*, 2017k. About Northrop Grumman. *J. Aircraft Spacecraft Technol.*, 1: 162-185.
DOI: 10.3844/jastsp.2017.162.185
- Petrescu, R.V., R. Aversa, B. Akash, J. Corchado and F. Berto *et al.*, 2017l. Some special aircraft. *J. Aircraft Spacecraft Technol.*, 1: 186-203.
DOI: 10.3844/jastsp.2017.186.203
- Petrescu, R.V., R. Aversa, B. Akash, J. Corchado and F. Berto *et al.*, 2017m. About helicopters. *J. Aircraft Spacecraft Technol.*, 1: 204-223.
DOI: 10.3844/jastsp.2017.204.223
- Petrescu, R.V., R. Aversa, B. Akash, F. Berto and A. Apicella *et al.*, 2017n. The modern flight. *J. Aircraft Spacecraft Technol.*, 1: 224-233.
DOI: 10.3844/jastsp.2017.224.233
- Petrescu, R.V., R. Aversa, B. Akash, F. Berto and A. Apicella *et al.*, 2017o. Sustainable energy for aerospace vessels. *J. Aircraft Spacecraft Technol.*, 1: 234-240. DOI: 10.3844/jastsp.2017.234.240
- Petrescu, R.V., R. Aversa, B. Akash, F. Berto and A. Apicella *et al.*, 2017p. Unmanned helicopters. *J. Aircraft Spacecraft Technol.*, 1: 241-248.
DOI: 10.3844/jastsp.2017.241.248
- Petrescu, R.V., R. Aversa, B. Akash, F. Berto and A. Apicella *et al.*, 2017q. Project HARP. *J. Aircraft Spacecraft Technol.*, 1: 249-257.
DOI: 10.3844/jastsp.2017.249.257
- Petrescu, R.V., R. Aversa, B. Akash, F. Berto and A. Apicella *et al.*, 2017r. Presentation of Romanian engineers who contributed to the development of global aeronautics-part I. *J. Aircraft Spacecraft Technol.*, 1: 258-271.
DOI: 10.3844/jastsp.2017.258.271
- Petrescu, R.V., R. Aversa, B. Akash, F. Berto and A. Apicella *et al.*, 2017s. A first-class ticket to the planet mars, please. *J. Aircraft Spacecraft Technol.*, 1: 272-281. DOI: 10.3844/jastsp.2017.272.281
- Petrescu, R.V., R. Aversa, B. Akash, F. Berto and A. Apicella *et al.*, 2017t. Forces of a 3R robot. *J. Mechatron. Robot.*, 1: 1-14.
DOI: 10.3844/jmrsp.2017.1.14
- Petrescu, R.V., R. Aversa, B. Akash, F. Berto and A. Apicella *et al.*, 2017u. Direct geometry and cinematic to the MP-3R systems. *J. Mechatron. Robot.*, 1: 15-23. DOI: 10.3844/jmrsp.2017.15.23
- Petrescu, R.V., R. Aversa, B. Akash, F. Berto and A. Apicella *et al.*, 2017v. Dynamic elements at MP3R. *J. Mechatron. Robot.*, 1: 24-37.
DOI: 10.3844/jmrsp.2017.24.37
- Petrescu, R.V., R. Aversa, B. Akash, F. Berto and A. Apicella *et al.*, 2017w. Geometry and direct kinematics to MP3R with 4x4 operators. *J. Mechatron. Robot.*, 1: 38-46.
DOI: 10.3844/jmrsp.2017.38.46
- Petrescu, R.V., R. Aversa, A. Apicella, M.M. Mirsayar and S. Kozaitis *et al.*, 2017x. Current stage in the field of mechanisms with gears and rods. *J. Mechatron. Robot.*, 1: 47-57.
DOI: 10.3844/jmrsp.2017.47.57
- Petrescu, R.V., R. Aversa, A. Apicella, M.M. Mirsayar and S. Kozaitis *et al.*, 2017y. Geometry and inverse kinematic at the MP3R mobile systems. *J. Mechatron. Robot.*, 1: 58-65.
DOI: 10.3844/jmrsp.2017.58.65
- Petrescu, R.V., R. Aversa, A. Apicella, M.M. Mirsayar and S. Kozaitis *et al.*, 2017z. Synthesis of optimal trajectories with functions control at the level of the kinematic drive couplings. *J. Mechatron. Robot.*, 1: 66-74. DOI: 10.3844/jmrsp.2017.66.74
- Petrescu, R.V., R. Aversa, A. Apicella, M.M. Mirsayar and S. Kozaitis *et al.*, 2017aa. The inverse kinematics of the plane system 2-3 in a mechatronic MP2R system, by a trigonometric method. *J. Mechatron. Robot.*, 1: 75-87.
DOI: 10.3844/jmrsp.2017.75.87
- Petrescu, R.V., R. Aversa, A. Apicella, M.M. Mirsayar and S. Kozaitis *et al.*, 2017ab. Serial, anthropomorphic, spatial, mechatronic systems can be studied more simply in a plan. *J. Mechatron. Robot.*, 1: 88-97. DOI: 10.3844/jmrsp.2017.88.97
- Petrescu, R.V., R. Aversa, A. Apicella, M.M. Mirsayar and S. Kozaitis *et al.*, 2017ac. Analysis and synthesis of mechanisms with bars and gears used in robots and manipulators. *J. Mechatron. Robot.*, 1: 98-108. DOI: 10.3844/jmrsp.2017.98.108
- Petrescu, R.V., R. Aversa, A. Apicella, M.M. Mirsayar and S. Kozaitis *et al.*, 2017ad. Speeds and accelerations in direct kinematics to the MP3R systems. *J. Mechatron. Robot.*, 1: 109-117.
DOI: 10.3844/jmrsp.2017.109.117
- Petrescu, R.V., R. Aversa, A. Apicella, M.M. Mirsayar and S. Kozaitis *et al.*, 2017ae. Geometry and determining the positions of a plan transporter manipulator. *J. Mechatron. Robot.*, 1: 118-126.
DOI: 10.3844/jmrsp.2017.118.126

- Petrescu, R.V., R. Aversa, T. Abu-Lebdeh, A. Apicella and FIT. Petrescu, 2018. Kinematics of a Mechanism with a Triad. *Am. J. Eng. Applied Sci.*, 11: 297-308. DOI: 10.3844/ajeassp.2018.297.308
- Reddy, P., K.V. Shihabudheen and J. Jacob, 2012. Precise non linear modeling of flexible link flexible joint manipulator. *IREMoS*, 5: 1368-1374.
- Sevil, H.E and A. Dogan, 2015. Fault diagnosis in air data sensors for receiver aircraft in aerial refueling. *J. Guidance Control Dynam.*, 38: 1959-1975. DOI: 10.2514/1.G000527
- Sherson, J.F., H. Krauter, R.K. Olsson, B. Julsgaard and K. Hammerer *et al.*, 2006. Quantum teleportation between light and matter. *Nature*, 443: 557-560. DOI: 10.1038/nature05136
- Sun, J.Z. and S.M. Joshi, 2009. An indirect adaptive control scheme in the presence of actuator and sensor failures. *Proceedings of the AIAA Guidance, Navigation and Control Conference*, Aug. 10-13, Chicago, Illinois. DOI: 10.2514/6.2009-5740
- Tabaković, S., M. Zeljković, R. Gatalo and A. Živković, 2013. Program suite for conceptual designing of parallel mechanism-based robots and machine tools. *Int. J. Adv. Robot Syst.* DOI: 10.5772/56633
- Tang, X., D. Sun and Z. Shao, 2013. The structure and dimensional design of a reconfigurable PKM. *IJARS*. DOI: 10.5772/54696
- Tong, G., J. Gu and W. Xie, 2013. Virtual entity-based rapid prototype for design and simulation of humanoid robots. *Int. J. Adv. Robot. Syst.* DOI: 10.5772/55936
- Venkataraman, G., 1992. *Chandrasekhar and his Limit*. 1st Edn., Universities Press, ISBN-10: 817371035X, pp: 89.
- Wang, K., M. Luo, T. Mei, J. Zhao and Y. Cao, 2013. Dynamics analysis of a three-DOF planar serial-parallel mechanism for active dynamic balancing with respect to a given trajectory. *Int. J. Adv. Robotic Syst.* DOI: 10.5772/54201
- Williams, D.R., 1995. *Saturnian satellite fact sheet*. NASA.
- Wen, S., J. Zhu, X. Li, A. Rad and X. Chen, 2012. End-point contact force control with quantitative feedback theory for mobile robots. *IJARS*. DOI: 10.5772/53742